



Three-component coupling approach for the synthesis of 4*H*-pyrans and pyran-annulated heterocyclic scaffolds utilizing Ag/TiO₂ nano-thin films as robust recoverable catalyst

Fatemeh Noori Sadeh^a, Mojtaba Lashkari*^b, Nourallah Hazeri^a, Maryam Fatahpour^a, Malek Taher Maghsoodlou^a, Mohammad Saeed Hadavi^c & Sahar Mahnaei^c

^a Department of Chemistry, Faculty of Sciences, University of Sistan and Baluchestan, P.O. Box 98135-674, Zahedan, Iran

^b Faculty of Sciences, Velayat University, Iranshahr, Iran

^c Department of physics, University of Sistan and Baluchestan, Zahedan, Iran

E-mail: m.lashkari@velayat.ac.ir; mojtaba_chem_84@yahoo.com

Received 30 October 2019; accepted (revised) 8 December 2020

As a segment of ongoing surveys and with the aim of expansion of environmentally benign processes, a series of biologically varied type of substituted 2-amino-3-cyano-4*H*-pyrans and pyran-annulated Scaffolds have been synthesized by tandem Knoevenagel-cyclocondensation of aldehydes, malononitrile, and C-H-activated acidic compounds in aqueous ethanol in the presence of Ag/TiO₂ nano-thin films as an eco-friendly, recyclable, and, robust catalyst at 60°C. The salient features of this protocol are mild reaction conditions, producing target compounds in high yields, short reaction times, high atom economy, eco-friendly catalyst, easy isolation of products and no column chromatographic separation. Also, it is observed that the catalyst is highly stable during the reaction and several reuse times without observable loss in catalytic performance.

Keywords: 2-Amino-3-cyano-4*H*-pyrans, pyran-annulated, aldehydes, malononitrile, C-H-activated acidic compounds, Ag/TiO₂ nano-thin film

4*H*-Pyran and 4*H*-pyran-annulated and their analogues constitute a substantial family of scaffolds distributed throughout nature occurring¹⁻³ with a wide range of remarkable biological activities that subtend anti-inflammatory⁴, antimalarial^{5,6}, anticancer⁷, cytotoxic⁸, antimicrobial⁹, antihyperglycemic¹⁰, anti-HIV¹¹⁻¹³ and antidiabetic¹⁰ apart from being identified as anti-neurodegenerative perturbations such as Huntington's disease, Alzheimer's, Parkinson disease¹⁴, *etc.* In particular, 4*H*-pyran moiety is still being used in the treatment of diverse ailments, like asthma, ischemia, hypertension, and urinary incontinence¹⁵⁻¹⁹. Some of the naturally occurring bioactive pyran-annulated heterocyclic framework displaying a various type of pharmaceutical potentials have been illustrated in Figure 1²⁰⁻²⁵. Several approaches have been designed for the synthesis of 4*H*-pyran derivatives like trisodium citrate²⁶, H₆P₂W₁₈O₆₂·18H₂O²⁷, (S)-proline²⁸, L-Proline²⁹, TMGT³⁰, ZnFe₂O₄ nanoparticles³¹, glycerol³², (α-Fe₂O₃)-MCM-41-supported³³, DMAP³⁴, heteropolyacids³⁵, basic ionic liquid³⁶, ionic liquid based on magnetic carbon³⁷, 2,2,2-trifluoroethanol³⁸, DBU³⁹, CaCl₂⁴⁰ and urea⁴¹ as catalysts.

In recent times, emergent awareness regarding ecological safety and global warming has created

universal interest as to the benefit of renewable sources and decrement of wastage. In this regards, the use of green solvents and catalyst in all phases of chemical construction are considered substantial tools from the sight of green chemistry protocols⁴²⁻⁴⁴. Worldwide request for environmentally friendly chemical processes, require the design of reclaimable catalysts that provides a practical, inexpensive, operationally straightforward and high yielding approach. From this aspect, nanotechnology has presented nanocatalysts with higher catalytic activity owing to their large surface area, recoverability, small size, and catalyst loading capacity, distinctive electronic, magnetic, optical and thermal properties⁴⁵⁻⁴⁷. Furthermore, the active sites on their surfaces are easily available by reactants. Recently, organic synthesis catalyzed by metal/metal oxide nanoparticles has obtained notable importance.

Nowadays, TiO₂ nanoparticles have appeared as a noteworthy multi-functional substance with unique attributes like high stability, long lasting, and the safe and broad-spectrum antibiotic⁴⁸. In particular, TiO₂ nanoparticles have been the center of notice owing to various applications⁴⁹ including optical films for photocatalysts⁵⁰, fuel cells⁵¹, lithium-ion batteries⁵²,

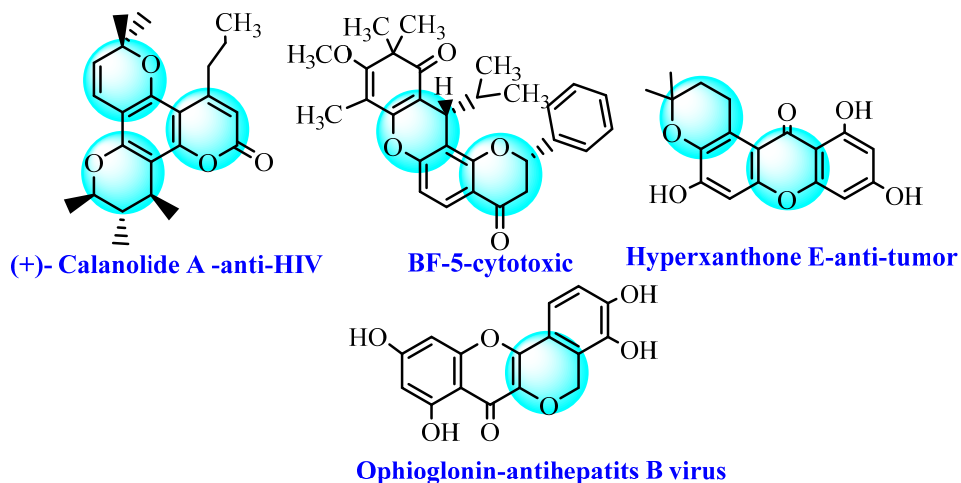


Figure 1 — Some drugs containing pyran core

sensors⁵³, and semiconductor materials for photochemical virtues^{54,55}.

In addition, TiO₂ nanoparticles have been exerted as an eco-friendly catalyst for the synthesis of compound libraries of medicinal scaffolds⁵⁵. Correction of nanocrystalline TiO₂ films by metal doping is progressively being considered to enlarge the photocatalytic proficiency due to increased electron traps and decreased TiO₂ bandgap^{56,57}. Noble metal nanoparticles like silver are recognized to depict catalytic, electric, and special optical characters. Accordingly, the infusion of nanoparticles Ag to mesoporous TiO₂ substrate motifs could be exerted as antibacterial materials for medical utilizations and in the water therapy field processes⁵⁸.

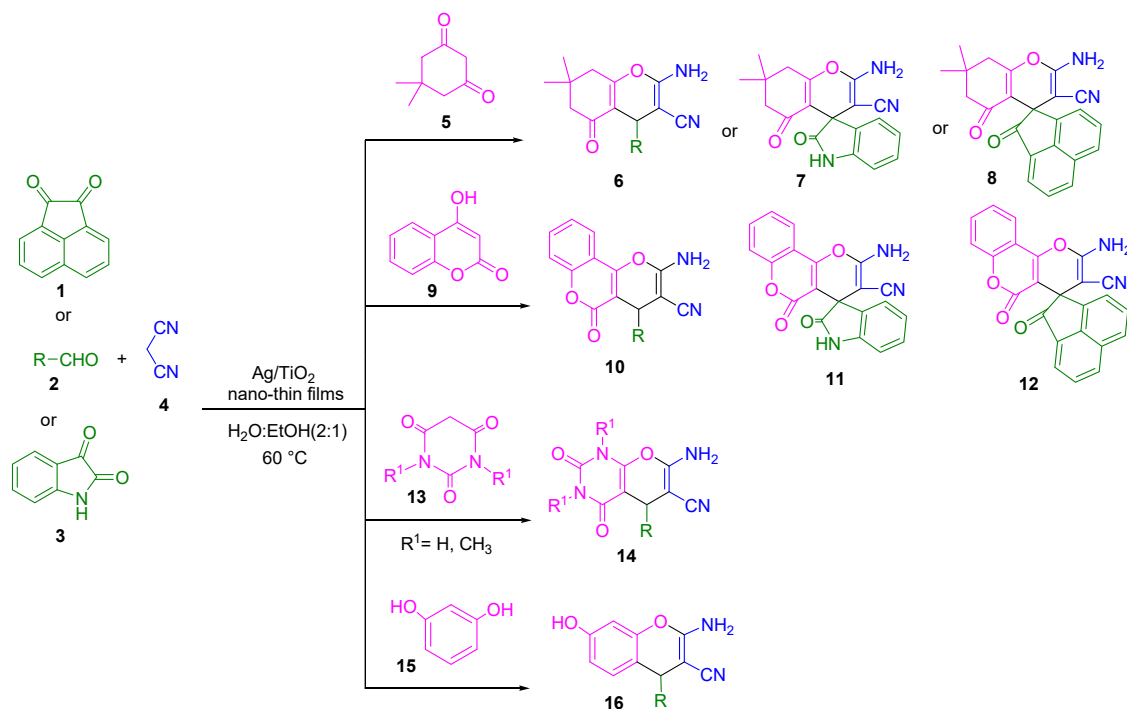
In view of these important points and continuing our efforts on the development of green catalytic manners for substantial organic conversions⁵⁹⁻⁶⁷, we aim to report a facile, fast and high yielding synthesis of 2-amino-3-cyano-7,8-dihydro-4*H*-chromen-5(6*H*)-ones **6**, **7** and **8**, 2-amino-3-cyano-pyrano[3,2-*c*]chromen-5(4*H*)-ones **10**, **11** and **12**, 1*H*-pyrano[2,3-*d*]pyrimidine-2,4(3*H*,5*H*)-diones **14** and 2-amino-7-hydroxy-4*H*-chromene-3-carbonitriles **16** by three-component reaction of aldehyde, malononitrile and C-H-activated acids in water medium at 60°C in the presence of Ag ion doped in TiO₂ lattice was occupied as nontoxic, cheap, and readily accessible heterogeneous catalysts (Scheme I). Ag-TiO₂ nanocomposite films were deposited on insides of beakers by spray pyrolysis technique.

Result and Discussion

To optimize the reaction conditions, we tentatively considered the reaction between benzaldehyde (1.0 mmol), malononitrile (1.0 mmol) and dimedone

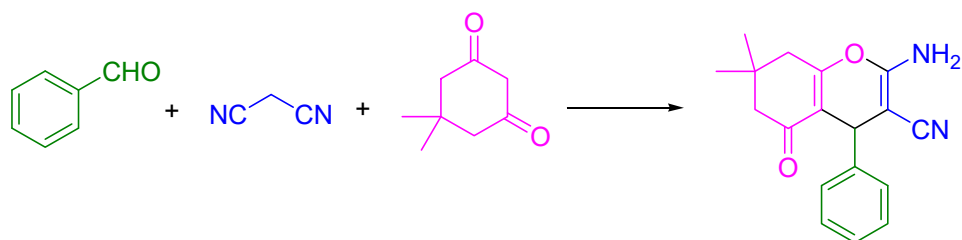
(1.0 mmol) as a model reaction using Ag/TiO₂ nano-thin films as a green catalyst for the synthesis of 2-Amino-3-cyano-7,8-dihydro-4*H*-chromen-5(6*H*)-ones (Scheme I). At the outset, a test reaction was accomplished in the absence of the catalyst at 40°C and offered only 37 % yield of the desired product, as shown in (Table I, entry 1). Then, a brief screening of diverse solvents were afforded (Table I). These studies revealed that the rate 2:1 H₂O/ EtOH is better than other rates. Finally, to investigate the efficacy of reaction temperature, the model reaction was done at different temperatures. The yield growth to 93% when the reaction was carried out at 60 °C temperature (Table I, entry 8). Accordingly, the optimization of reaction conditions was established as indicated in Table I and entry 8.

After establishing the most desirable situations, to study the generality as well as the efficacy of our enlarged strategy, a various aryl aldehydes, Isatine and Acenaphthoquinone **1** were reacted with malononitrile **4** and dimedone **5**; all of them underwent the reaction furnishing the desired 2-Amino-3-cyano-7,8-dihydro-4*H*-chromen-5(6*H*)-ones (**6-8**) (Table II, entries 1-13) in good to excellent yields (80-93%). To our delight, the reactions endeavored by replacing dimedone (**5**) with 4-hydroxycoumarin (**9**) (Scheme I) also underwent favored condensation to afford the desired 2-Amino-3-cyano-pyrano[3,2-*c*]chromen-5(4*H*)-ones (**10-12**) (Table II, entries 14-26) in good to excellent yields (80-93%) under the analogous reaction conditions, we endeavored to developed the present strategy using barbituric acid and its *N,N*-dimethyl derivative (**13**) and resorcinol (**15**) as varying C-H-activated acids. These C-H activated acids underwent reactions as well as with diverse aryl aldehydes and malononitrile under the analogous reaction conditions (Scheme I).



Scheme I — Ag/TiO₂ catalyzed one-pot synthesis of functionalized 2-amino-3-cyano-4H-pyrans and pyran-annulated heterocyclic scaffolds

Table I — Optimization of reaction condition using benzaldehyde, malononitrile and dimedone as reactants in the presence Ag/TiO₂ nano-thin films.



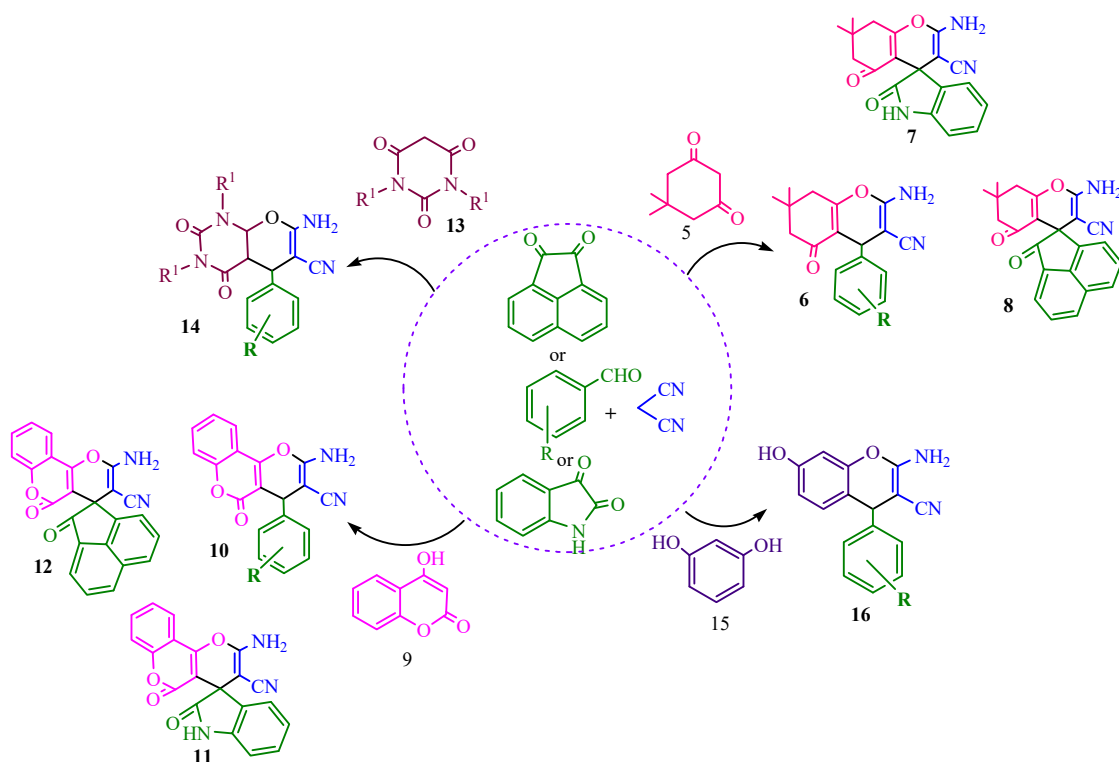
Entry	Temperature (°C)	Catalyst/Solvent	Time (min)	Isolated Yield (%)
1	40	EtOH/-	24h	37
2	40	EtOH/Cat	90	66
3	40	Cat/ H ₂ O: EtOH (1:1)	75	73
4	40	Cat/ H ₂ O: EtOH (2:1)	70	78
5	40	Cat/H ₂ O	75	75
6	r.t	Cat/ H ₂ O: EtOH (2:1)	24h	20
7	50	Cat/ H ₂ O: EtOH (2:1)	40	90

The desired products, 1H-pyrano-[2,3-d]pyrimidine-2,4(3H,5H)-diones (**14**) (Table II, entries 27-42) and 2-amino-7-hydroxy-4H-chromene-3-carbonitriles (**16**) (Table II, entries 43-51) were obtained in good to excellent yields (80-94%) with adequate time under Ag/TiO₂ nano-thin films-catalysis.

A schematic mechanism, representing the role of Ag/TiO₂ nano-thin films in the tandem synthesis of

pyran-annulated heterocycles is suggested in Scheme II. Initially, Knoevenagel condensation between aldehyde **2** and malononitrile **4** is accomplished to give α -cyanocinnamionitrile **A**. Next, C-H activated acids **5** C-alkylation carries out an intermediate **B** which subsequently cyclizes *via* nucleophilic attack of O atom on the cyano moiety conformance to protonation and rearrangement to generate desired products.

Table II — Synthesis of pyran-annulated heterocycles — (Contd.)

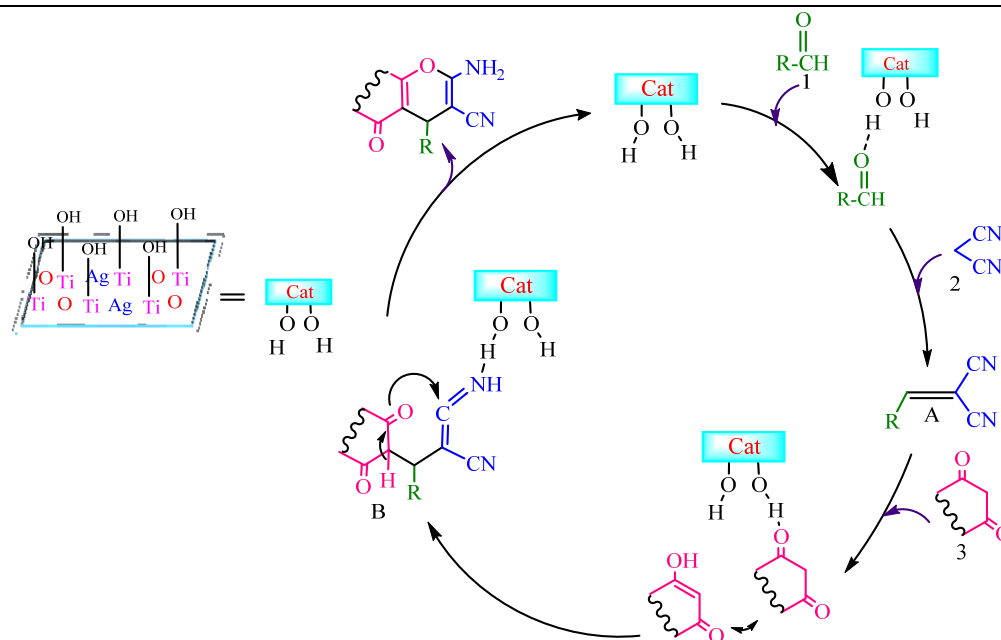


Entry	R	R ¹	Product	Time (min)	Yield ^a (%)	m.p. (°C) (Lit. Ref.)
1	H	—	6a	20	93	230-232 (225-227) (Ref. 38)
2	2-Cl	—	6b	25	83	210-212 (215-217) (Ref. 41)
3	4-Cl	—	6c	15	90	208-210 (212-214) (Ref. 41)
4	2-NO ₂	—	6d	35	89	227-230 (222-223) (Ref. 28)
5	3-NO ₂	—	6e	30	90	210-213 (205-208) (Ref. 26)
6	4-NO ₂	—	6f	20	93	183-185 (183-185) (Ref. 41)
7	4-Me	—	6g	30	85	208-210 (205-206) (Ref. 41)
8	4-OMe	—	6h	30	87	205-207 (200-202) (Ref. 39)
9	2,3-diOMe	—	6i	40	80	218-220 (214-216) (Ref. 65)
10	4-OH- 3-OMe	—	6j	45	82	228-230 (226-231) (Ref. 64)
11	4-OH	—	6k	55	80	206-208 (202-204) (Ref. 39)
12	Isatine	—	7	45	87	296-298 (291-293) (Ref. 32)
13	Acenaphthoquinone	—	8	50	82	268-270 (268-270) (Ref. 68)
14	H	—	10a	25	90	258-260 (256-258) (Ref. 38)
15	2-Cl	—	10b	35	86	275-276 (275-277) (Ref. 66)
16	4-Cl	—	10c	25	93	263-265 (262-264) (Ref. 41)
17	2,4-diCl	—	10d	45	80	258-260 (255-257) (Ref. 27)
18	3-NO ₂	—	10e	35	85	260-262 (254-256) (Ref. 41)
19	4-NO ₂	—	10f	30	93	255-257 (258-260) (Ref. 41)
20	4-Me	—	10g	40	87	253-255 (257-259) (Ref. 41)
21	2-F	—	10h	40	90	222-224 (220-223) (Ref. 64)
22	2,3-diOMe	—	10i	60	85	214-216 (216-218) (Ref. 66)
23	4-OH-3-OMe	—	10j	40	87	254-257 (255-257) (Ref. 27)
24	4-OH	—	10k	40	83	260-263 (262-264) (Ref. 41)
25	Isatine	—	11	55	90	275-277 (281-282) (Ref. 32)
26	Acenaphthoquinone	—	12	60	85	297-299 (>300) (Ref. 68)
28	2-Cl	H	14b	35	85	218-220 (213-215) (Ref. 69)
29	3-Cl	H	14c	30	87	260-263 (266-268) (Ref. 40)

(Contd.)

Table II — Synthesis of pyran-annulated heterocycles.

Entry	R	R ¹	Product	Time (min)	Yield ^a (%)	m.p. (°C) (Lit. Ref.)
30	4-Cl	H	14d	20	93	238-240 (236-238) (Ref. 41)
31	2,4-diCl	H	14e	40	85	240-242 (241-242) (Ref. 29)
32	3-NO ₂	H	14f	30	87	269-271 (264-265) (Ref. 40)
33	4-NO ₂	H	14g	25	94	236-238 (235-236) (Ref. 69)
34	4-CN	H	14h	20	88	243-245 (240-241) (Ref. 29)
35	H	CH ₃	14i	25	92	219-221 (218-220) (Ref. 31)
36	4-F	CH ₃	14j	25	94	228-230 (227-228) (Ref. 31)
37	4- Cl	CH ₃	14k	20	93	203-205 (206) (Ref. 31)
38	4-Br	CH ₃	14l	20	92	231-233 (235) (Ref. 31)
39	4-NO ₂	CH ₃	14m	25	90	210-212 (217-219) (Ref. 31)
40	4-Me	CH ₃	14n	30	87	215-218 (217-218) (Ref. 31)
41	2-F	CH ₃	14o	30	87	236-237 (238-239) (Ref. 31)
42	H	—	16a	60	92	229-231 (232-233) (Ref. 33)
43	4-Cl	—	16b	45	90	162-163 (162-163) (Ref. 33)
44	2-F	—	16c	50	87	200-201 (200-202) (Ref. 33)
45	4-F	—	16d	45	92	186-187 (186-187) (Ref. 33)
46	4-Me	—	16e	60	85	181-182 (182-183) (Ref. 33)
47	4-OMe	—	16f	55	88	111-114 (111-112) (Ref. 33)
48	Thiophene-2	—	16g	60	89	188-190 (204-205) (Ref. 37)
49	Furan-2-	—	16h	60	90	186-189 (189-191) (Ref. 37)
50	Naphtalene-2-	—	16i	70	80	228-232 (231-232) (Ref. 36)

Scheme II — The proposed mechanism for the synthesis 4*H*-Pyran and 4*H*-pyran-annulated heterocycles

Ag/TiO₂ nano-thin films entrusted on the insides of beakers could be easily resumed without observable damages in catalytic proficiency. This catalytic system was checked for the condensation of benzaldehyde, malononitrile, and dimedone as a model in ten catalytic runs, and no sensible shift in activity was observed that all derivatives of each reaction were synthesized from only one beaker coated TiO₂ thin film as shown in Figure 2.

Experimental Section

Materials and Methods

Melting points and IR spectra of all compounds were determined using an Electro thermal 9100 apparatus and FTIR-JASCO-460 plus spectrometer. The ¹H NMR spectra of known compounds were recorded on a Bruker DRX-300 and 400 Avance instrument in DMSO-*d*₆ and CDCl₃ at 300 and

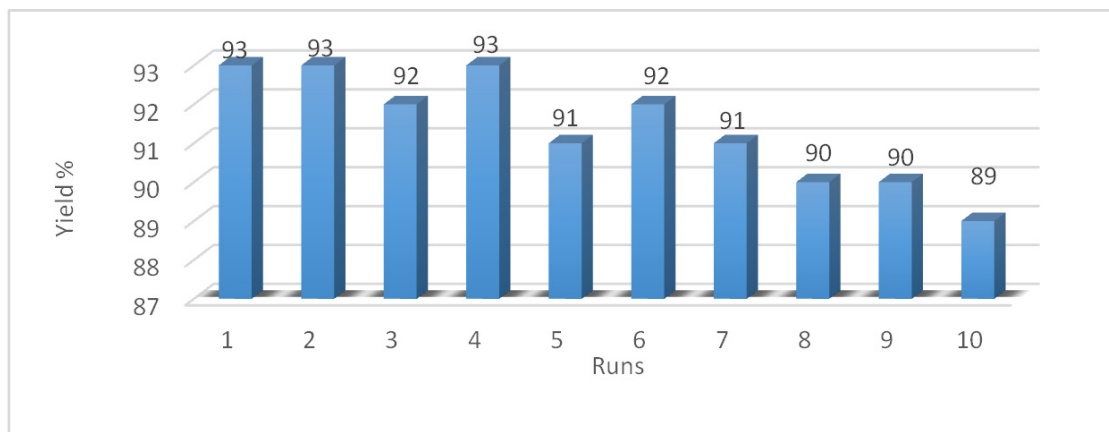


Figure 2 — Recyclability of the catalyst in the synthesis of **4a** over 10 runs

400MHz. The crystal structure was examined using Bruker D8-advanced diffractometer with $\text{CuK}\alpha$ radiation in the $10 < 2\theta < 70$ range, the surface morphology was analyzed using of DME- SPM (2.4.2.1) AFM and optical spectroscopy was performed by T80- PG instrument double beam spectrophotometer and the Photoluminescence analysis (PL) was performed by Perkin Elmers LS-3. All the chemicals were provided from chemical producer Merck (Darmstadt, Germany) and Fluka (Buchs, Switzerland) and used without further purification.

General procedure for preparation of Ag/TiO_2 nano-thin films

For the preparation of spray precursor, titanium isopropoxide (TTIP) was applied as precursor of Ti and Acetyl Acetone (AcAc) along with Ethanol 6% used as a solution. The rate of molar composition of TTIP: AcAc in the spray solution is 1:2. The solution was magnetically stirred for 30 minutes and then silver nitrate was added as the source of Ag in a molar ratio of Ag: TTIP equal to 3:10. In continuation, the final solution was stirred for 30 min. This solution was sprayed onto well cleaned preheated substrates. Before spraying, the microscope glass slides were washed by substrate cleaner and after drying with compressed air, they were put in an ultrasonic cleaner containing acetone for 10 minutes. Catalyst characterization Optical, morphological, and structural properties of catalyst were investigated by XRD, AFM, spectrophotometry and photoluminescent spectroscopy. The outcomes of this research were mentioned in supporting information.

General procedure for the synthesis of 2-amino-3-cyano-7,8-dihydro-4H-chromen-5(6H)-ones **4** and 2-amino-3-cyano-pyrano[3,2-c]chromen-5(4H)-ones

A mixture of aromatic aldehydes (1.0 mmol), malononitrile (1.0 mmol) was stirred in EtOH/ H_2O (3 mL) in presence of Ag/TiO_2 nanocomposite films which have been deposited inside beakers at RT for about 20 min. After that, C-H activated acid (**5**) (1.0 mmol) was added to the stirred reaction mixture, and the stirring was continued for the appropriate time at 60°C . The progress of the reaction was monitored by thin layer chromatography (TLC). Finally, the reaction mixture was cooled to RT, and then water and ethanol (5 mL) were added to the mixture of reaction and filtered to separate the product **6**. Finally, the crude product was recrystallized from ethanol to afford the pure product. The structure of some purified pyran- annulated heterocyclic scaffold was confirmed by analytical as well as spectral studies including FT-IR and ^1H NMR.

Spectral data for the selected compounds

2-Amino-5,6,7,8-tetrahydro-7,7-dimethyl-5-oxo-4-phenyl-4H-chromene-3-carbonitrile, 6a: White solid. m.p. $230\text{--}232^\circ\text{C}$. IR (KBr): 3395, 3323, 2641, 2199, 1680, 1240 cm^{-1} ; ^1H NMR (400 MHz, CDCl_3): δ 1.07 (s, 3H), 1.14 (s, 3H), 2.23 (d, 1H, $J = 16.4$ Hz), 2.27 (d, 1H, $J = 16.4$ Hz), 2.48, (s, 2H), 4.43 (s, 1H), 4.55 (s, 2H), 7.2, 7.3 (m, 5H).

2-Amino-5,6,7,8-tetrahydro-4-(4-nitrophenyl)-7,7-dimethyl-5-oxo-4H-chromene-3-carbonitrile, 6f: Yellow solid. m.p. $182\text{--}184^\circ\text{C}$. IR (KBr): 3375, 3324, 3182, 2956, 2187, 1674, 1246 cm^{-1} ; ^1H NMR (300 MHz, $\text{DMSO-}d_6$): δ 0.95 (s, 3H, CH_3), 1.027 (s, 3H, CH_3), 2.12 (d, 1H, $J = 16.0$ Hz), 2.27 (d, 1H, $J = 16.0$ Hz), 2.51 (d, 2H $J = 10.0$ Hz), 4.36 (s, 1H, CH), 7.19 (s, br, NH_2), 7.44 (d, 2H, Ar, $J = 8.0$ Hz), 8.16 (d, 2H, Ar, $J = 8.0$ Hz).

2-Amino-5,6,7,8-tetrahydro-4-(4-methylphenyl)-7,7-dimethyl-5-oxo-4H-chromene-3-carbonitrile, 6g: White solid. m.p. 210-212°C. IR (KBr): 3331, 3318, 2962, 2190, 1680, 1246 cm⁻¹; ¹H NMR (400 MHz, DMSO-*d*₆): δ 1.08 (s, 3H), 1.12 (s, 3H), 2.21 (d, 1H, *J* = 16.4), 2.24 (d, 1H, *J* = 16.4 Hz), 2.30 (s, 3H), 2.46 (s, 2H), 4.38 (s, 1H), 4.57 (s, 2H), 7.10 (d, 2H, *J* = 8 Hz), 7.14 (d, 2H, *J* = 8.0 Hz).

2-Amino-5,6,7,8-tetrahydro-4-(4-methoxyphenyl)-7,7-dimethyl-5-oxo-4H-chromene-3-carbonitrile, 6h: Yellow solid. m.p. 205-207°C. IR (KBr): 3465, 3320, 2955, 2190, 1676, 1247 cm⁻¹; ¹H NMR (300 MHz, DMSO-*d*₆): δ 0.95 (s, 3H, CH₃), 1.04 (s, 3H, CH₃), 2.09 (d, 1H, *J* = 18.0 Hz), 2.25 (d, 1H, *J* = 18.0 Hz), 3.37 (d, 2H, *J* = 6.0 Hz), 3.72 (s, 3H, OCH₃), 4.13 (s, 1H, CH), 6.85 (d, 2H_{Ar}, *J* = 8.0 Hz), 6.97 (br, NH₂), 7.06 (d, 2H, Ar, *J* = 8.0 Hz).

2-Amino-5,6,7,8-tetrahydro-4-(4-hydroxyphenyl)-7,7-dimethyl-5-oxo-4H-chromene-3-carbonitrile, 6k: Orange solid. m.p. 206-208°C. IR (KBr): 3285, 3160, 2960, 2185, 1675, 1209 cm⁻¹; ¹H NMR (400 MHz, CDCl₃): δ 1.05 (s, 3H, CH₃), 1.12 (s, 3H, CH₃), 2.20-2.29 (dd, 2H, *J* = 16.0 Hz, *J* = 20.0 Hz), 2.41-2.50 (dd, 2H, *J* = 16.0 Hz, *J* = 20.0 Hz), 4.36 (s, 1H, CH), 4.53 (s, 2H, NH₂), 5.26 (s, 1H, OH), 6.71-7.28 (m, 4H, Ar).

2-Amino-4,5-dihydro-4-(phenyl)-5-oxopyrano[3,2-*c*]chromene-3-carbonitrile, 10a: White solid. m.p. 258-260°C. IR (KBr): 3377, 3284, 2922, 2189, 1708, 1380 cm⁻¹; ¹H NMR (400 MHz, DMSO-*d*₆): δ 4.57 (s, 1H, CH), 6.70 (s, 2H, NH₂), 7.26-8.00 (m, 11H, Ar, NH₂).

2-Amino-4,5-dihydro-4-(3-nitrophenyl)-5-oxopyrano[3,2-*c*]chromene-3-carbonitrile, 10e: White solid. m.p. 260-262°C. IR (KBr): 3402, 3322, 2202, 1703, 1380 cm⁻¹; ¹H NMR (400 MHz, DMSO-*d*₆): δ 4.75 (s, 1H, CH), 7.48-8.16 (m, 9H, Ar, NH₂).

2-Amino-4,5-dihydro-4-(2-fluorophenyl)-5-oxopyrano[3,2-*c*]chromene-3-carbonitrile, 10h: White solid. m.p. 220-223°C. IR (KBr): 3400, 3320, 2100, 1750, 1665, 1609, 1528, 1375 cm⁻¹; ¹H NMR (400 MHz, DMSO-*d*₆): δ 4.75 (s, 1H, CH), 7.10-8.39 (m, 10H, Ar, NH₂).

7-Amino-5-(3-nitrophenyl)-2,4-dioxo-1,3,4,4a,5,8a-hexahydro-2H-pyrano[2,3-*d*]pyrimidine-6-carbonitrile, 14f: White solid. m.p. 269-271°C. IR (KBr): 3415, 3311, 3203, 3102, 2951, 1710, 1536, 1280 cm⁻¹; ¹H NMR (300 MHz, DMSO-*d*₆): δ 4.50 (s, 1H, CH), 7.28 (s, 2H, NH₂), 7.62 (t, 1H, *J* = 7.8, Ar), 7.76 (d, 1H, *J* = 7.2, Ar), 8.03-8.13 (m, 2H, Ar), 11.12 (br, 1H, NH), 12.17 (br, 1H, NH).

7-Amino-5-(4-nitrophenyl)-2,4-dioxo-1,3,4,4a,5,8a-hexahydro-2H-pyrano[2,3-*d*]pyrimidine-6-carbonitrile, 14g: White solid. m.p. 236-238°C. IR (KBr): 3360, 3183, 2856, 2196, 1720, 1348, 1282 cm⁻¹; ¹H NMR (300 MHz, DMSO-*d*₆): δ 4.48 (s, 1H, CH), 7.38 (s, 2H, NH₂), 7.60-8.16 (m, 4H, Ar), 11.13 (br, 1H, NH), 12.19 (br, 1H, NH).

7-Amino-5-(2-fluorophenyl)-1,3-dimethyl-2,4-dioxo-1,3,4,4a,5,8a-hexahydro-2H-pyrano[2,3-*d*]pyrimidine-6-carbonitrile, 14p: White solid. m.p. 236-237°C. IR (KBr): 3360, 3183, 2856, 2196, 1720, 1348, 1282 cm⁻¹; ¹H NMR (300 MHz, DMSO-*d*₆): δ 3.10 (s, 3H, CH₃), 3.39 (s, 3H, CH₃), 4.65 (s, 1H, CH), 7.11-7.39 (m, 6H, Ar, NH₂).

2-Amino-7-hydroxy-4-phenyl-4H-chromene-3-carbonitrile, 16a: White solid. m.p. 229-231°C. IR (KBr): 3360, 3183, 2856, 2196, 1720, 1348, 1282 cm⁻¹; ¹H NMR (300 MHz, DMSO-*d*₆): δ 4.63 (s, 1H, CH), 6.42 (d, 1H, *J* = 2.1 Hz, CH), 6.50 (dd, 1H, *J* = 2.4 Hz, CH), 6.82 (d, 1H, *J* = 8.7 Hz, CH), 6.88 (s, 2H, NH₂), 7.17-7.34 (m, 5H, Ar), 9.70 (s, 1H, OH).

2-Amino-4-(2-fluorophenyl)-7-hydroxy-4H-chromene-3-carbonitrile, 16c: White solid. m.p. 200-201°C. IR (KBr): 3360, 3183, 2856, 2196, 1720, 1348, 1282 cm⁻¹; ¹H NMR (300 MHz, DMSO-*d*₆): δ 4.71 (s, 1H, CH), 6.45 (d, 1H, *J* = 2.4, CH), 6.53 (dd, 1H, *J* = 2.4 Hz, CH), 6.85 (d, 1H, *J* = 8.4 Hz, CH), 6.95-7.40 (m, 6H, Ar, NH₂), 9.76 (s, 1H, OH).

Conclusion

Within this article, we have constructed a series of variety pharmaceutically functionalized 4H-pyrans and pyran-annulated skeletons *via* easy, facile, green, and conveniently practical procedure in the presence of Ag/TiO₂ nano-thin films as an eco-compatibility catalyst, through one-pot tandem Knoevenagel-cyclocondensation of aldehydes, malononitrile, and C-H-activated acids in aqueous ethanol at 60 °C. Mild reaction situations, high yields, lack of boring separation procedures and high atom-economy, moreover the application of cheap and the reusability of the catalyst are the key advantages of the present procedure.

Acknowledgement

The authors gratefully appreciate the financial support from the Research Council of University of Sistan and Baluchestan.

References

- 1 Feuer G, *Progress in Medicinal Chemistry*, Vol. 10 edited by G P Ellis and G P West (North-Holland Publishing Company, New York), p.85 (1974).

- 2 Dean F M, *Naturally Occurring Oxygen Ring Compounds* (Butterworth-Heinemann, London), p.176 (1963).
- 3 Goel A & Ram V J, *Tetrahedron*, 65 (2009) 7865.
- 4 Moon D O, Kim K C, Jin C Y, Han M H, Park C, Lee K J, Park Y M, Choi Y H & Kim G Y, *Int Immunopharmacol*, 7 (2007) 222.
- 5 De Andrade-Neto V F, Goulart M O, Da Silva Filho J F, Da Silva M J, Pinto M D C, Pinto A V, Zalis M G, Carvalho L H & Krettli A U, *Bioorg Med Chem Lett*, 14 (2004) 1145.
- 6 Elisa P S, Ana E B, Ravelo A G, Yapu D J & Turba A G, *Chem Biodiversity*, 2 (2005) 264.
- 7 Wu J Y C, Fong W F, Zhang J X, Leung C H, Kwong H L, Yang M S, Li D & Cheung H Y, *Eur J Pharmacol*, 473 (2003) 9.
- 8 Raj T, Bhatia R K, Kapur A, Sharma M, Saxena A K & Ishar M P S, *Eur J Med Chem*, 45 (2010) 79.
- 9 Morgan L R, Jursic B S, Hooper C L, Neumann D M, Thangaraj K & Leblance B, *Bioorg Med Chem Lett*, 12 (2002) 3407.
- 10 Kumar A, Maurya R A, Sharma S A, Ahmad P, Singh A B, Bhatia G & Srivastava A K, *Bioorg Med Chem Lett*, 19 (2009) 6447.
- 11 Rueping M, Sugiono E & Merino E, *Chem Eur J*, 14 (2008) 6329.
- 12 Hanna L, *BETA*, 12 (1999) 8.
- 13 Flavin M T, Rizzo J D, Khilevich A, Kucherenko A, Sheinkman A K, Vilaychack V, Lin L, Chen W, Greenwood E M, Pengsuparp T, Pezzuto J M, Hughes S H, Flavin T M, Cibulski M, Boulanger W A, Shone R L & Xu Z Q, *J Med Chem*, 39 (1996) 1303.
- 14 Foye W O, *Principi di Chemico Farmaceutica* (Piccin, Padora, Italy) (1991) 416.
- 15 Shia D, Moua J, Zhuanga Q & Wanga X, *J Chem Res*, 821 (2004).
- 16 Poyser R H & Hamilton T C, *Drugs Future*, 19 (1994) 39.
- 17 Empfield J R & Russell K, *Annu Rep Med Chem*, 30 (1996) 81.
- 18 Pirotte B, Fontaine J & Lebrun P, *Curr Med Chem*, 2 (1995) 573.
- 19 Atwal K S, *Curr Med Chem*, 3 (1996) 227.
- 20 Mehellou Y & Clercq E D, *J Med Chem*, 53 (2010) 521.
- 21 Bonsignore L, Loy G, Secci D & Calignano A, *Eur J Med Chem*, 28 (1993) 517.
- 22 Xu Z Q, Hollingshead M G, Borgel S, Elder C, Khilevich A & Flavin M T, *Bioorg Med Chem Lett*, 9 (1999) 133.
- 23 Ray S, Majumder H K, Chakraborty A K & Mukhopadhyay S M, *J Nat Prod*, 59 (1996) 27.
- 24 Medda S, Mukhopadhyay S & Basu M K, *J Antimicrob Chemother*, 44 (1999) 791.
- 25 Makino M & Fujimoto Y, *Phytochem*, 50 (1999) 273.
- 26 Zheng J & Li Y-Q, *Arch Appl Sci Res*, 3 (2011) 381.
- 27 Heravi M M, Jani B A, Derikvand F, Bamoharram F F & Oskooie H A, *Catal Commun*, 10 (2008) 272.
- 28 Balalailalalaie S, Bararjanian M, Amani A M & Movassagh B, *Synlett*, 2 (2006) 0263.
- 29 Bararjanian M, Balalalaie S, Movassagh B & Amani A M, *J Iran Chem Soc*, 6 (2009) 436.
- 30 Shaabani A, Samadi S, Badri Z & Rahmati A, *Catal Lett*, 104 (2005) 39.
- 31 Khazaei A, Ranjbaran A, Abbasi F, Khazaei & Moosavi-Zare A R, *RSC Adv*, 5 (2015) 13643.
- 32 Safaei H R, Shekouhy M, Rahmanpur S & Shirinfeshan A, *Green Chem*, 14 (2012) 1696.
- 33 Rostamizadeh S & Zekri N, *Res Chem Intermed*, 42 (2016) 2329.
- 34 Sarrafi Y, Mehrasbi E, Vahid A & Tajbakhsh M, *Chin J Catal*, 33 (2012) 1486.
- 35 Gong K, Wang H L, Luo J & Liu Z L, *J Heterocycl Chem*, 46 (2009) 1145.
- 36 Zarnegar Z & Safari J, *New J Chem*, 40 (2016) 7986.
- 37 Khaksar S, Rouhollahpour A & Mohammadzadeh Talesh S, *J Fluorine Chem*, 141 (2012) 11.
- 38 Khurana J M, Nand B & Saluja P, *Tetrahedron*, 66 (2010) 5637.
- 39 Khurana J M, Nand B & Saluja P, *J Heterocycl Chem*, 51 (2014) 618.
- 40 Safaei H R, Shekouhy M, Shirinfeshan A & Rahmanpur S, *Mol Divers*, 16 (2012) 669.
- 41 Brahmachari G & Banerjee B, *Chem Eng*, 2 (2014) 411.
- 42 Shirini F, Moghadam P N, Moayedi S & Seddighi M, *RSC Adv*, 4 (2014) 38581.
- 43 Vivekanand T, Vinoth P, Agieshkumar B, Sampath N, Sudalai A, Menéndez J C & Sridharan V, *Green Chem*, 17 (2015) 3415.
- 44 Ahluwalia V K & Varma R S, *Green Solvents for Organic Synthesis* (Alpha Science International Ltd, UK) (2009).
- 45 Reetz M T, Lohmer G, *Chem Commun*, 1921 (1996).
- 46 Reetz M T & Westermann E, *Angew Chem Int Ed*, 39 (2000) 165.
- 47 Ramarao C, Ley S V, Smith S C, Shirley I M & De Almeida N, *Chem Commun*, 1132 (2002).
- 48 Shi F, Wang W & Huang W, *Chin J Chem Phys*, 25 (2012) 214.
- 49 Bharathi A, Roopan S M, Kajbafvala A, Padmaja R D, Darsana M S & Kumari G N, *Chin Chem Lett*, 25 (2014) 324.
- 50 Chang Y Y, Shieh Y N & Kao H Y, *Thin Solid Films*, 519 (2011) 6935.
- 51 Rajalakshmi N, Lakshmi N & Dhathathreyan K S, *Inter J Hydrogen Energy*, 33 (2008) 7521.
- 52 Atomsa Gonfa B, Zhao H, Li J, Qiu J, Saidani M, Zhang S, Izquierdo R, Wu N, El Khakani M A & Ma D, *Sol Energy Mater Sol Cells*, 124 (2014) 67.
- 53 Wang J, Shen L, Li H, Wang X, Nie P, Ding B, Xu G, Dou H & Zhang X, *Electrochim Acta*, 133 (2014) 209.
- 54 Uzunova-Bujnova M, Kralchevska R, Milanova M, Todorovska R, Hristov D & Todorovsky D, *Catal Today*, 151 (2010) 14.
- 55 Hashimoto K, Irie H & Fujishima A, *Jpn J Appl Phys*, 44 (2005) 8269.
- 56 Tisseh Z N, Dabiri M, Nobahar M, Abolhasani Soorki A & Bazgir A, *Tetrahedron*, 68 (2012) 3351.
- 57 Han F, Kambala V S R, Srinivasan M, Rajarathnam D & Naidu R, *Appl Catal A*, 359 (2009) 25.
- 58 Gaya U I & Abdullah A H, *J Photochem Photobiol C*, 9 (2008) 1.
- 59 Yu B, Leung K M, Guo Q, Lau W M & Yang J, *Nanotech*, 22 (2011) 115603.
- 60 Noori Sadeh F, Hazeri N, Maghsoodlou M T & Lashkari M, *Org Chem Res*, 4 (2018) 124.

- 61 Fatahpour M, Noori Sadeh F, Hazeri N, Maghsoodlou M T & Lashkari M, *J Iran Chem Soc*, 14 (2017) 1945.
- 62 Fatahpour M, Hazeri N, Maghsoodlou M T & Lashkari M, *J Iran Chem Soc*, 16 (2019) 111.
- 63 Noori Sadeh F, Hazeri N, Maghsoodlou M T & Lashkari M, *Org Prep Proced Int*, 49 (2017) 35.
- 64 Jazinizadeh T, Maghsoodlou M T, Heydari R & Yazdani-Elah-Abadi A, *J Iran Chem Soc*, 14 (2017) 2117.
- 65 Kangani M, Hazeri N & Maghsoodlou M T, *J Chin Chem Soc*, 63 (2016) 896.
- 66 Noori Sadeh F, Maghsoodlou M T, Hazeri N & Kangani M, *Res Chem Intermed*, 41 (2015) 5907.
- 67 Hazeri N, Maghsoodlou M T, Mir F, Kangani M, Saravani H & Molashahi E, *Chin J Catal*, 35 (2014) 391.
- 68 Fatahpour M, Noori Sadeh F, Hazeri N, Maghsoodlou M T, Hadavi M S & Mahnaei S, *J Saudi Chem Soc*, 21 (2017) 998.
- 69 Saeeidi M, Heravi M M, Beheshtiha Y & Oskooie H, *Tetrahedron*, 66 (2010) 5345.
- 70 Gao Y, Tu S, Li T, Zhang X, Zhu S, Fang F & Shi D, *Synthetic Commun*, 34 (2004) 1295.