



## Synthetic approach to oxa-triquinanes *via* olefin metathesis as a key step

Sambasivarao Kotha\* & Sunil Pulletikurti

Department of Chemistry, Indian Institute of Technology Bombay, Mumbai 400 076, India

E-mail: srk@chem.iitb.ac.in

Received 2 September 2020; accepted (revised) 9 November 2020

Earlier, a simple synthetic approach to *cis*, *syn*, *cis*-triquinanes and propellanes from *exo*-nadic anhydride through metathesis approach had been demonstrated. In the present work is discussed a distinct course of observations when this methodology has been extended to oxygenated *exo*-nadic anhydride derivatives and the importance of stereochemistry and the role of hetero atom in the outcome of olefin metathesis has been demonstrated.

**Keywords:** Oxacycles, allylation, olefin metathesis, reduction, NOE

A large number of biologically active natural products<sup>1,2</sup> such as merrilactone A **1**<sup>3</sup>, and kumausyne **2**<sup>4</sup> are composed of tetrahydrofuran (THF) as their structural unit (Figure 1). Recently, furan containing molecules are found to be useful in designing biopolymers, and bottlebrush polymers **3** (Figure 1)<sup>5,6</sup>. Synthesis of these complex structures involves a lengthy synthetic sequence by conventional routes. Interestingly, on several occasions, metathesis strategy was found to be a useful synthetic tool to assemble diverse heterocyclics in a concise manner<sup>7</sup>.

### Results and Discussion

In connection with our interest in polyquinane synthesis<sup>8</sup>, we have reported a simple strategy to *cis*, *syn*, *cis*-triquinanes involving olefin metathesis as a key step<sup>9</sup>. In this regard, we identified *exo*-nadic anhydride as a useful starting material. To expand this strategy to hetero triquinane derivatives, we envisioned the *exo*-Diels-Alder (DA) adduct derived from furan is a useful synthon. Towards this goal, we prepared the *exo*-DA adduct **6** by [4+2] cycloaddition reaction between furan **4**, and

*N*-phenyl maleimide **5** in acetonitrile at 85°C<sup>10</sup>. The *exo* adduct **6** was subjected to allylation under basic conditions to produce the diallyl compound **7** (Scheme I). However, we did not get the desired compound **7**, and surprisingly, in the presence of lithium diisopropylamide (LDA), the adduct **6** gave *N*-phenyl phthalamide **9**, which might be formed through dehydration of the intermediate **8**. Whereas by using strong bases such as NaHMDS, LiHMDS, KO<sup>t</sup>Bu, and KH the *C*-allylation reaction was not realized.

Further, ring-opening metathesis of the DA adduct **6** produced the divinyl derivative **10**, which was further subjected to allylation by using strong bases such as NaHMDS, LiHMDS, and NaH. Under the NaHMDS or LiHMDS conditions, we did not get the diallyl compound **13**. Interestingly, allylation by using NaH as a base in the presence of atmospheric moisture, the compound **6** undergo hydrolysis followed by *N*- and *O*-allylation in a one-pot manner to afford the compound **12** in 60% yield<sup>11</sup>. We found that moisture present in the reaction induce hydrolysis, and this observation was confirmed by carrying out the reaction using freshly dried THF, and

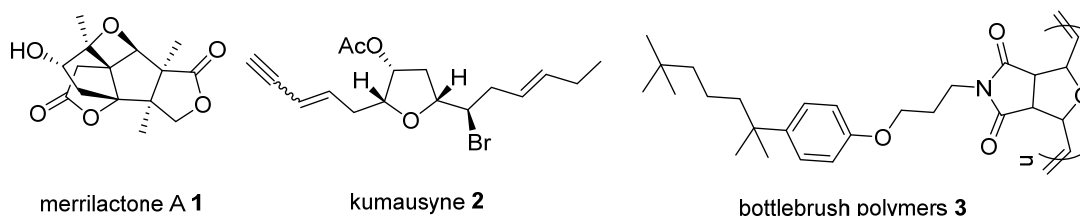
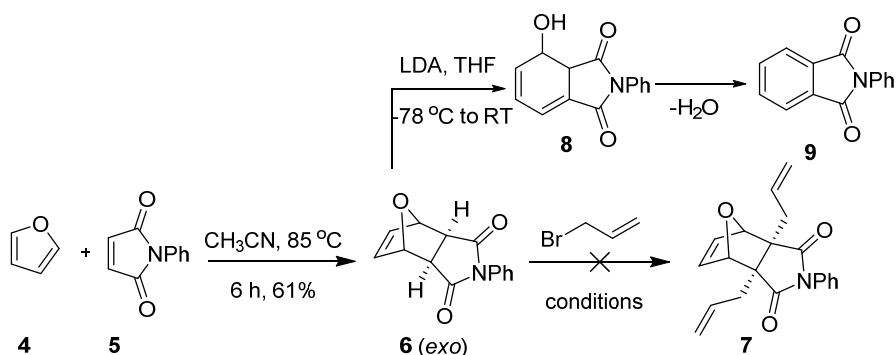


Figure 1 — Furan containing oxa-cycles

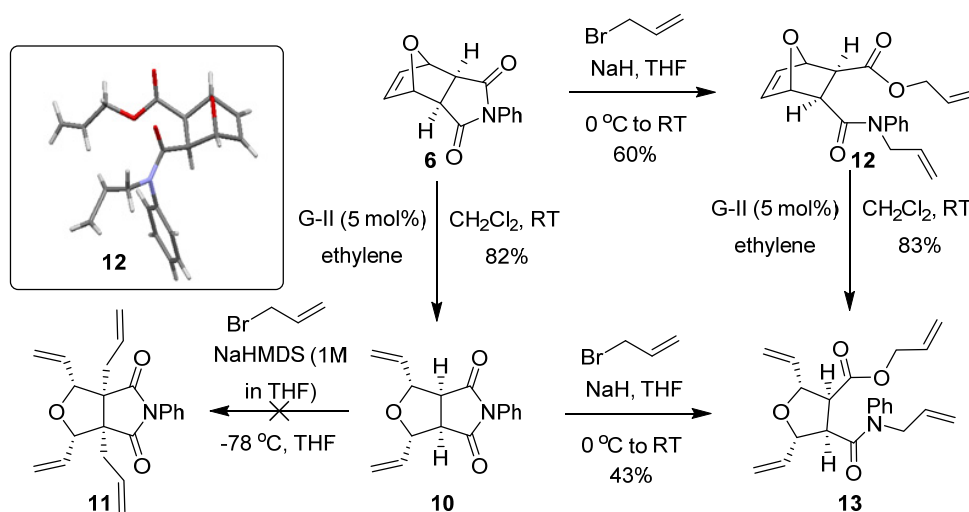
undried THF. The hydrolysis did not occur when freshly dried THF was used. The stereochemistry, and structure of compound **12** was confirmed by single-crystal XRD studies<sup>12</sup>. Under similar reaction conditions, the divinyl derivative **10** gave the diallyl compound **13** in 43% yield. This compound **13** was

also obtained from compound **12** by ring-opening metathesis (ROM) sequence (Scheme II).

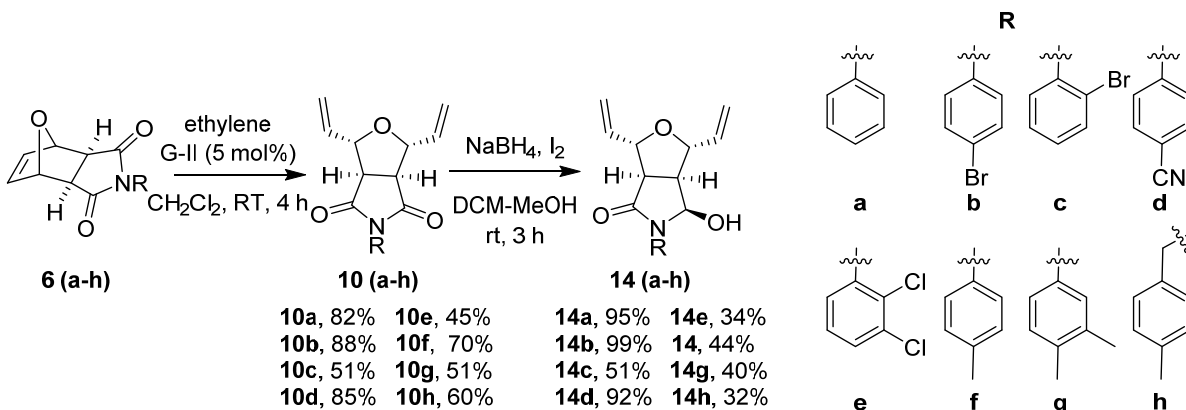
Further, ROM derivatives **10** (a-h) were treated with NaBH<sub>4</sub>-I<sub>2</sub> in 1:1 mixture of CH<sub>2</sub>Cl<sub>2</sub>:MeOH to deliver the diastereoselective β-hydroxyl amide derivatives **14** (a-h) in good yields (Scheme III)<sup>13</sup>.



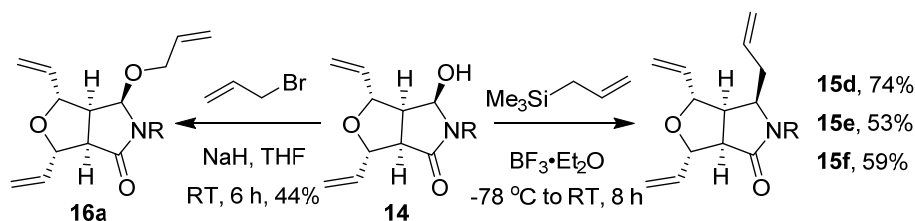
Scheme I — Attempted synthesis of diallyl derivative 7



Scheme II — Synthesis of the diallyl compound 13



Scheme III — Synthesis of β-hydroxyl amide derivative 14

Scheme IV — Synthesis of compounds **15** and **16**

Stereochemistry of hydroxyl group present in the compound **14** was confirmed by NOE experiment. We found that substituents present in the benzene ring has influence on the yields of **14**. A higher yield of **14** was observed when electron-withdrawing groups (Br, CN) were present at the *para*-position, whereas the electron-donating group such as methyl group at the *para*-position diminishes the yield. Also, substitution at the *ortho*-position has decreases the yield of the hydroxyl derivative **14**.

Later, the  $\beta$ -hydroxyl amide derivatives **14** (**d-f**) were subjected to allylation with Lewis acid such as  $\text{BF}_3 \cdot \text{Et}_2\text{O}$  to give the corresponding *C*-allyl derivatives **15** (**d-f**) with moderate to good yields<sup>14</sup>. Additionally, the hydroxy derivative **14a** was reacted with allyl bromide in the presence of NaH to furnish the *O*-allyl derivative **16a** in 44% yield (Scheme IV).

We have performed the NOE studies of compounds **14b**, **14c**, and **16a** to establish the relative stereochemistry of the hydroxyl group. The details are included in supporting information. Finally, these allyl derivatives **15d** were subjected to metathesis under a variety of conditions which involve variation in catalyst, solvent or temperature (Table I)<sup>15</sup>. However, we failed to obtain the desired ring-closure product **19**.

Further, the *O*-allyl derivative **16a** was treated with the G-II catalyst under different conditions by changing the solvent, and temperature to obtain the tricyclic compound **19**. Unfortunately, we failed to deliver the desired tricyclic derivative **19**. These results can be explained from our previous observations on RCM which indicates that an unfavourable orientation of the olefinic moieties prevents the ring-closure<sup>16</sup>.

## Experimental Section

### Materials and Methods

All commercially available reagents were used without further purification and the reactions involving air-sensitive catalysts or reagents were performed in degassed solvents. Moisture-sensitive

Table I — Attempted reaction conditions for the metathesis of **15d**

S.No	Catalyst	Solvent	Temp (°C)/Time (h)
1	G-I	$\text{CH}_2\text{Cl}_2$	RT/8
2	G-I	PhMe	80/5
3	G-II	$\text{CH}_2\text{Cl}_2$	RT/8 h
4	G-II	PhMe	80/8
5	GH-I	PhMe	80/8

materials were transferred by using syringe-septum technique and the reactions were maintained under nitrogen atmosphere. Analytical thin-layer chromatography (TLC) was performed on (7.5 × 2.5 cm) glass plates coated with Acme's silica gel GF 254 (containing 13% calcium sulfate as a binder) by using a suitable mixture of EtOAc and petroleum ether for development. Column chromatography was performed by using Acme's silica gel (100-200 mesh) with an appropriate mixture of EtOAc and petroleum ether. The coupling constants (*J*) are given in hertz (Hz) and chemical shifts are denoted in parts per million (ppm) downfield from internal standard, tetramethylsilane (TMS). The abbreviations, s, d, t, q, m, dd, brs, td, tt and dt refer to singlet, doublet, triplet, quartet, multiplet, doublet of doublets, broad singlet, triplet of doublet, triplet of triplet and doublet of triplets, respectively. Infrared (IR) spectra were recorded on Nicolet Impact-400 FT-IR spectrometer. Nuclear Magnetic Resonance (NMR) spectra were generally recorded on a Bruker (AvanceTM 400 or AvanceTM III 500) spectrometer operating at 400 or 500 MHz for <sup>1</sup>H and 100.6 or 125.7 MHz for <sup>13</sup>C nuclei. The high-resolution mass spectrometric (HRMS) measurements were carried out using a Bruker (Maxis Impact) or Micromass Q-ToF spectrometer.

**General procedure for metathesis**

The compound (**6** or **12**) was dissolved in dry  $\text{CH}_2\text{Cl}_2$  (7 mM) and degassed with  $\text{N}_2$  gas followed by ethylene for about 20 min. To this, the G-II (5 mol%) catalyst was added and stirred at RT under ethylene atmosphere. The solvent was removed and the crude product was purified by column chromatography to obtain the pure product (**10** or **13**).

**10a:** Colourless liquid. Yield 82% (64 mg, starting from 70 mg of **6a**).  $R_f = 0.6$  (silica gel, 10% EtOAc-Hexane); IR (neat): 1776, 1712, 1495, 1390, 1197  $\text{cm}^{-1}$ ;  $^1\text{H}$  NMR ( $\text{CDCl}_3$ , 500 MHz):  $\delta$  7.53–7.44 (m, 2H), 7.44–7.37 (m, 1H), 7.33–7.28 (m, 2H), 6.06 (ddd, 2H,  $J = 6.0$  Hz, 10.7 Hz, 16.9 Hz), 5.50 (td, 2H,  $J = 1.2$  Hz, 17.2 Hz), 5.33 (td, 2H,  $J = 1.0$  Hz, 10.5 Hz), 4.63–4.53 (m, 2H), 3.47–3.37 (m, 2H);  $^{13}\text{C}$  NMR ( $\text{CDCl}_3$ , 125 MHz):  $\delta$  174.9 (C), 136.0 (CH), 131.6 (CH), 129.4 (CH), 128.9 (CH), 126.5 (C), 118.3 ( $\text{CH}_2$ ), 82.7 (CH), 52.5 (CH); HRMS (ESI, Q-ToF)  $m/z$  for  $[\text{M}+\text{Na}]^+$  Found  $[\text{M}+\text{H}]^+$ : 272.1281. Calcd: 272.1279 for  $\text{C}_{16}\text{H}_{15}\text{NO}_3$ .

**10b:** Yield 88% (237 mg starting from 250 mg of **6b**); White solid.  $R_f = 0.55$  (silica gel, 10% EtOAc-Hexane); IR (neat): 1791, 1813, 1717, 1397, 1196, 676  $\text{cm}^{-1}$ ;  $^1\text{H}$  NMR ( $\text{CDCl}_3$ , 400 MHz):  $\delta$  7.61 (d, 2H,  $J = 8.72$  Hz), 7.22 (d, 2H,  $J = 8.72$  Hz), 6.12–5.96 (m, 2H), 5.50 (d, 2H,  $J = 17.16$  Hz), 5.33 (d, 2H,  $J = 10.48$  Hz), 4.64–4.52 (m, 2H), 3.42 (dd, 2H,  $J = 4.12$  Hz, 1.84 Hz);  $^{13}\text{C}$  NMR ( $\text{CDCl}_3$ , 100 MHz):  $\delta$  174.6 (C), 135.8 (CH), 132.5 (CH), 127.9 (CH), 118.5 ( $\text{CH}_2$ ), 82.6 (CH), 52.4 ( $\text{CH}_2$ ); HRMS (ESI, Q-ToF)  $m/z$  for  $[\text{M}+\text{Na}]^+$  Found: 370.0062. Calcd: 370.0049 for  $\text{C}_{16}\text{H}_{14}\text{NO}_3\text{Br}$ .

**10c:** Yield 51% (66 mg starting from 120 mg of **6c**); Colourless liquid.  $R_f = 0.55$  (silica gel, 10% EtOAc-Hexane); IR (neat): 1791, 1716, 1397, 1196, 668  $\text{cm}^{-1}$ ;  $^1\text{H}$  NMR ( $\text{CDCl}_3$ , 400 MHz):  $\delta$  7.71 (dd, 1H,  $J = 8.04$  Hz, 1.32 Hz), 7.45 (dt, 1H,  $J = 7.64$  Hz, 1.36 Hz), 7.34 (dt, 1H,  $J = 7.96$  Hz, 1.68 Hz), 7.24 (dd, 1H,  $J = 7.80$  Hz, 1.64 Hz), 6.12–6.01 (m, 2H), 5.52 (td, 2H,  $J = 17.20$  Hz, 1.18 Hz), 5.33 (td, 2H,  $J = 10.48$  Hz, 1.12 Hz), 4.73–4.68 (m, 2H), 3.42 (dd, 2H,  $J = 4.52$  Hz, 1.96 Hz);  $^{13}\text{C}$  NMR ( $\text{CDCl}_3$ , 100 MHz):  $\delta$  173.9, 135.9, 135.6, 133.8, 133.7, 131.3, 131.0, 130.3, 128.8, 128.6, 122.4, 118.4, 118.3, 82.5, 82.3, 52.9, 52.6; HRMS (ESI, Q-ToF)  $m/z$  for  $[\text{M}+\text{Na}]^+$  Found: 370.0066. Calcd: 370.0049 for  $\text{C}_{16}\text{H}_{14}\text{NO}_3\text{Br}$ .

**10d:** Yield 85% (230 mg starting from 250 mg of **6d**); Colourless liquid.  $R_f = 0.60$  (silica gel, 10%

EtOAc-Hexane); IR (neat): 2989, 2221, 1718, 1514, 1397, 1205  $\text{cm}^{-1}$ ;  $^1\text{H}$  NMR ( $\text{CDCl}_3$ , 400 MHz):  $\delta$  7.77 (td, 2H,  $J = 8.72$  Hz, 2.10 Hz), 7.53 (td, 2H,  $J = 8.72$  Hz, 1.91 Hz), 6.10–5.99 (m, 2H), 5.50 (td, 2H,  $J = 17.20$  Hz, 1.10 Hz), 5.34 (td, 2H,  $J = 10.48$  Hz, 0.95 Hz), 4.61–5.34 (m, 2H), 3.45 (dd, 2H,  $J = 4.16$  Hz, 1.86 Hz);  $^{13}\text{C}$  NMR ( $\text{CDCl}_3$ , 100 MHz):  $\delta$  174.2, 135.6, 135.5, 133.1, 126.9, 118.6, 118.0, 112.5, 82.6, 52.4; HRMS (ESI, Q-ToF)  $m/z$  for found  $[\text{M}+\text{Na}]^+$  = 317.0884. Calcd: 317.0897 for  $\text{C}_{17}\text{H}_{14}\text{N}_2\text{O}_3$ .

**10e:** Yield 60% (324 mg starting from 500 mg of **6e**); Colourless liquid.  $R_f = 0.30$  (silica gel, 20% EtOAc-Hexane); IR (neat): 2986, 2217, 1785, 1715, 1495, 1390, 1197, 767  $\text{cm}^{-1}$ ;  $^1\text{H}$  NMR ( $\text{CDCl}_3$ , 500 MHz):  $\delta$  7.58 (dd, 1H,  $J = 8.15$  Hz, 1.42 Hz), 7.36–7.31 (m, 1H), 7.18–7.14 (m, 1H), 6.10–5.99 (m, 1H), 5.54–5.47 (m, 2H), 5.36–5.31 (m, 2H), 4.65–4.59 (m, 2H), 3.53–3.40 (m, 2H);  $^{13}\text{C}$  NMR ( $\text{CDCl}_3$ , 125 MHz):  $\delta$  173.9, 173.7, 135.7, 135.4, 131.9, 131.8, 131.4, 131.0, 128.5, 128.1, 128.0, 127.9, 118.6, 118.4, 82.5, 82.4, 52.9, 52.6; HRMS (ESI, Q-ToF)  $m/z$  Found:  $[\text{M}+\text{Na}]^+$  = 360.0174. Calcd: 360.0170 for  $\text{C}_{16}\text{H}_{13}\text{Cl}_2\text{NO}_3$ .

**10h:** Yield 60% (65 mg starting from 100 mg of **6h**); colourless liquid.  $R_f = 0.35$  (silica gel, 20% EtOAc-Hexane); IR (neat): 3084, 1718, 1495, 1390, 1210  $\text{cm}^{-1}$ ;  $^1\text{H}$  NMR ( $\text{CDCl}_3$ , 400 MHz):  $\delta$  7.40–7.23 (m, 5H), 6.06–5.92 (m, 2H), 5.44 (d, 2H,  $J = 17.20$  Hz), 5.28 (d, 2H,  $J = 10.50$  Hz), 4.6 (s, 2H), 4.36 (brs, 2H), 3.4 (d, 2H,  $J = 2.20$  Hz);  $^{13}\text{C}$  NMR ( $\text{CDCl}_3$ , 100 MHz):  $\delta$  175.5, 135.8, 135.5, 128.7, 128.6, 128.0, 117.9, 82.0, 52.3, 42.4; HRMS (ESI, Q-ToF)  $m/z$  for found  $[\text{M}+\text{Na}]^+$  = 306.1108. Calcd: 306.1105 for  $\text{C}_{17}\text{H}_{17}\text{NO}_3$ .

**General procedure for allylation using NaH**

NaH (60% dispersed in oil, 0.8–1.2 mmol) was washed with dry hexane ( $2 \times 20$  mL), and dry THF (10 mL) was added. After cooled to  $0^\circ\text{C}$ , the compound (**6** or **10** or **14**, 0.15 mmol) followed by allyl bromide (1.33 mmol) was added over the period of 5 min. The mixture was brought to RT, and stirred for 90 min. After complete consumption of the starting material, the solvent was removed under reduced pressure and the residue was partitioned between EtOAc, and water. The organic layer was concentrated and the crude mixture was purified by column chromatography to yield the compound **12** or **13** or **16a**.

**12:** Yield 60% (380 mg, starting from 450 mg of **6**); white solid.  $R_f = 0.25$  (silica gel, 8% EtOAc-Hexane); IR (neat): 1727, 1662, 1390, 1296, 1166, 758  $\text{cm}^{-1}$ ;  $^1\text{H NMR}$  ( $\text{CDCl}_3$ , 400 MHz):  $\delta$  7.46–7.36 (m, 2H), 7.36–7.29 (m, 1H), 7.29–7.18 (m, 2H), 6.33–6.15 (m, 2H), 6.05–5.77 (m, 2H), 5.42–5.30 (m, 2H), 5.26 (d, 1H,  $J = 10.5$  Hz), 5.12–5.04 (m, 2H), 5.01 (s, 1H), 4.65 (ddq, 2H,  $J = 1.1$  Hz, 6.0 Hz, 12.9 Hz), 4.37–4.19 (m, 2H), 2.67 (d, 1H,  $J = 8.8$  Hz), 2.40 (d, 1H,  $J = 8.8$  Hz), 2.44–2.33 (m, 1H);  $^{13}\text{C NMR}$  ( $\text{CDCl}_3$ , 100 MHz):  $\delta$  171.3 (C), 170.6 (C), 142.7 (C), 137.3 (CH), 136.5 (CH), 133.4 (CH), 132.6 (CH), 129.9 (CH), 128.5 (CH), 128.1 (CH), 118.6 ( $\text{CH}_2$ ), 118.2 ( $\text{CH}_2$ ), 81.7 (CH), 79.7 (CH), 66.1 ( $\text{CH}_2$ ), 52.8 ( $\text{CH}_2$ ), 47.5 (CH), 44.8 (CH); HRMS (ESI, Q-ToF)  $m/z$ :  $[\text{M}+\text{H}]^+$  Found: 339.1501 calculated= 339.1480 for  $\text{C}_{20}\text{H}_{21}\text{NO}_4$ .

**13:** Yield 43% (56 mg, starting from 120 mg of **10**); colorless liquid.  $R_f = 0.25$  (silica gel, 8% EtOAc-Hexane); IR (neat): 2983, 1740, 1374, 1242, 1047  $\text{cm}^{-1}$ ;  $^1\text{H NMR}$  ( $\text{CDCl}_3$ , 500 MHz):  $\delta$  7.44–7.30 (m, 7H), 7.19 (d, 4H,  $J = 7.3$  Hz), 6.03–5.88 (m, 2H), 5.87–5.70 (m, 4H), 5.57–5.45 (m, 2H), 5.41–5.31 (m, 4H), 5.31–5.16 (m, 4H), 5.16–5.01 (m, 8H), 4.97–4.90 (m, 2H), 4.69–4.53 (m, 6H), 4.30–4.18 (m, 4H), 3.05 (dd, 2H,  $J = 6.8$  Hz, 10.0 Hz), 2.72 (dd, 2H,  $J = 8.4$  Hz, 9.9 Hz);  $^{13}\text{C NMR}$  ( $\text{CDCl}_3$ , 125 MHz):  $\delta$  170.4 (C), 170.3 (C), 142.0 (C), 136.8 (CH), 136.4 (CH), 132.9 (CH), 132.3 (CH), 129.8 (CH), 128.7 (CH), 128.4 (CH), 118.9 ( $\text{CH}_2$ ), 118.3 ( $\text{CH}_2$ ), 117.5 ( $\text{CH}_2$ ), 117.3 ( $\text{CH}_2$ ), 83.6 (CH), 81.3 (CH), 66.0 ( $\text{CH}_2$ ), 53.0 (CH), 52.6 ( $\text{CH}_2$ ), 50.7 (CH); HRMS (ESI, Q-ToF)  $m/z$  for  $[\text{M}+\text{Na}]^+$  Found: 367.1792. Calcd: 367.1784 for  $\text{C}_{22}\text{H}_{25}\text{NO}_4$ .

**16a:** Yield 44% (61 mg, starting from 120 mg of **14**); colourless liquid.  $R_f = 0.35$  (silica gel, 20% EtOAc-Hexane); IR (neat): 2983, 1733, 1451, 1374, 1242, 1042, 998  $\text{cm}^{-1}$ ;  $^1\text{H NMR}$  ( $\text{CDCl}_3$ , 400 MHz):  $\delta$  7.55–7.50 (m, 2H), 7.43–7.37 (m, 2H), 7.29–7.23 (m, 1H), 6.05–5.94 (m, 2H), 5.87–5.76 (m, 1H), 5.42 (tt, 2H,  $J = 17.08$  Hz, 1.10 Hz), 5.30 (d, 1H,  $J = 10.28$  Hz), 5.71–5.10 (m, 4H), 4.68–4.63 (m, 1H), 4.04 (t, 1H,  $J = 8.04$  Hz), 3.97–3.91 (m, 2H), 3.29 (dd, 2H,  $J = 8.76$  Hz, 4.32 Hz), 2.71 (t, 2H,  $J = 8.80$  Hz);  $^{13}\text{C NMR}$  ( $\text{CDCl}_3$ , 125 MHz):  $\delta$  173.9, 137.6, 137.5, 136.1, 133.3, 129.2, 126.7, 123.7, 118.6, 118.1, 116.7, 90.9, 84.0, 82.6, 67.9, 53.2, 49.6; HRMS (ESI, Q-ToF)  $m/z$  for  $[\text{M}+\text{Na}]^+$  Found: 412.0504. Calcd: 412.0519 for  $\text{C}_{19}\text{H}_{20}\text{NO}_3\text{Br}$ .

### General procedure of $\beta$ -hydroxyl lactam synthesis

Imide (**10**, 1 mmol, 1 equiv.) was dissolved in  $\text{CH}_2\text{Cl}_2$ -MeOH(1:1, 20mL) and  $\text{I}_2$ (catalytic amount) was added under  $\text{N}_2$  atmosphere. After stirred for 15 min at RT,  $\text{NaBH}_4$  (4 equiv.) was added and the mixture was allowed to stir at RT for 8 h- 12 h. After completion of the reaction, solvents were removed under reduced pressure. The residue was diluted with  $\text{CH}_2\text{Cl}_2$ , washed with  $\text{H}_2\text{O}$  ( $2 \times 30$  mL), and concentrated to obtain the desired compound as a pure diastereomeric isomer.

**14a:** Yield 95% (57 mg, starting from 60 mg of **10a**); Colorless liquid.  $R_f = 0.32$  (silica gel, 20% EtOAc-Hexane); IR (neat): 3146, 2983, 1733, 1411, 1374, 1242, 1047  $\text{cm}^{-1}$ ;  $^1\text{H NMR}$  ( $\text{CDCl}_3$ , 500 MHz):  $\delta$  7.56–7.51 (m, 2H), 7.41–7.36 (m, 2H), 7.28–7.24 (m, 1H), 6.06–5.92 (m, 1H), 5.89–5.82 (m, 1H), 5.39–5.33 (m, 2H), 5.28–5.24 (m, 2H), 5.18 (td, 1H,  $J = 10.35$  Hz, 1.17 Hz), 4.59–4.54 (m, 1H), 4.00 (t, 1H,  $J = 7.87$  Hz), 3.20 (dd, 1H,  $J = 8.80$  Hz, 4.40 Hz), 2.61 (t, 1H,  $J = 8.75$  Hz);  $^{13}\text{C NMR}$  ( $\text{CDCl}_3$ , 125 MHz):  $\delta$  174.4, 137.4, 137.0, 136.1, 129.4, 126.8, 123.5, 118.6, 116.8, 86.0, 84.1, 82.6, 53.0, 52.3; HRMS (ESI, Q-ToF)  $m/z$  for  $[\text{M}+\text{Na}]^+$  Found: 394.1111. Calcd: 394.1106 for  $\text{C}_{16}\text{H}_{17}\text{NO}_3$ .

**14c:** Yield 51% (30 mg, starting from 60 mg of **10c**); Colourless liquid.  $R_f = 0.30$  (silica gel, 20% EtOAc-Hexane); IR (neat): 3130, 2974, 1742, 1388, 1242, 1047  $\text{cm}^{-1}$ ;  $^1\text{H NMR}$  ( $\text{CDCl}_3$ , 400 MHz):  $\delta$  7.51–7.41 (m, 4H), 6.00–5.77 (m, 2H), 5.40–5.31 (m, 2H), 5.27 (d, 1H,  $J = 10.32$  Hz), 5.21–5.15 (m, 2H), 4.52 (t, 1H,  $J = 5.02$  Hz), 4.16 (brs, 1H), 3.95 (t, 1H,  $J = 7.86$  Hz), 3.14 (dd, 1H,  $J = 8.76$  Hz, 4.32 Hz), 2.60 (t, 1H,  $J = 8.74$  Hz);  $^{13}\text{C NMR}$  ( $\text{CDCl}_3$ , 100 MHz):  $\delta$  174.4, 137.2, 136.1, 135.9, 132.3, 124.6, 124.5, 119.9, 118.8, 117.0, 85.9, 84.1, 82.6, 53.1, 52.3; HRMS (ESI, Q-ToF)  $m/z$  for  $[\text{M}+\text{H}]^+$  Found: 350.0384. Calcd: 350.0386 for  $\text{C}_{16}\text{H}_{16}\text{NO}_3\text{Br}$ .

**14d:** Yield 92% (184 mg, starting from 200 mg of **10d**); Colourless liquid.  $R_f = 0.30$  (silica gel, 20% EtOAc-Hexane); IR (neat): 3144, 2983, 1739, 1411, 1374, 1242, 1187  $\text{cm}^{-1}$ ;  $^1\text{H NMR}$  ( $\text{CDCl}_3$ , 400 MHz):  $\delta$  7.71 (d, 2H,  $J = 8.76$  Hz), 7.57 (d, 2H,  $J = 8.72$  Hz), 5.99–5.79 (m, 2H), 5.41–5.27 (m, 3H), 5.28–5.21 (m, 2H), 4.54 (t, 1H,  $J = 5.04$  Hz), 3.96 (t, 1H,  $J = 7.86$  Hz), 3.26 (dd, 1H,  $J = 8.80$  Hz, 4.96 Hz), 2.65 (t, 1H,  $J = 8.76$  Hz);  $^{13}\text{C NMR}$  ( $\text{CDCl}_3$ , 100 MHz):  $\delta$  174.5, 141.6, 137.0, 135.7, 133.0, 122.0, 118.8, 118.5, 117.0, 108.5, 85.0, 83.9, 82.5, 53.3, 52.0; HRMS (ESI, Q-ToF)  $m/z$  for  $[\text{M}+\text{Na}]^+$  Found: 319.1059. Calcd: 319.1053 for  $\text{C}_{17}\text{H}_{16}\text{NO}_3$ .

**14e:** Yield 34% (34 mg, starting from 100 mg of **10e**); Colourless liquid.  $R_f = 0.35$  (silica gel, 20% EtOAc-Hexane); IR (neat): 3146, 2983, 1733, 1411, 1374, 1248, 1047  $\text{cm}^{-1}$ ;  $^1\text{H}$  NMR ( $\text{CDCl}_3$ , 500 MHz):  $\delta$  7.44 (dd, 1H,  $J = 8.70$  Hz, 0.70 Hz), 7.18–7.06 (m, 2H), 5.96–5.78 (m, 2H), 5.33 (dd, 2H,  $J = 17.15$  Hz, 4.60 Hz), 5.21 (dd, 2H,  $J = 29.15$  Hz, 10.35 Hz), 4.95 (brs, 1H), 4.40 (t, 1H,  $J = 5.50$  Hz), 4.14 (t, 1H,  $J = 7.90$  Hz), 3.08 (dd, 1H,  $J = 8.95$  Hz, 4.90 Hz), 2.53 (t, 1H,  $J = 8.90$  Hz);  $^{13}\text{C}$  NMR ( $\text{CDCl}_3$ , 125 MHz):  $\delta$  174.5, 136.9, 135.7, 134.7, 133.7, 131.3, 130.6, 129.4, 127.6, 118.5, 117.0, 85.0, 83.8, 82.1, 53.2, 52.0; HRMS (ESI, Q-ToF)  $m/z$  for  $[\text{M}+\text{Na}]^+$  Found: 340.0504. Calcd: 340.0502 for  $\text{C}_{16}\text{H}_{16}\text{NO}_3\text{Cl}_2$ .

**14f:** Yield 44% (44 mg, starting from 100 mg of **10f**); Colourless liquid.  $R_f = 0.30$  (silica gel, 20% EtOAc-Hexane); IR (neat): 3139, 2983, 1736, 1411, 1374, 1242, 1177  $\text{cm}^{-1}$ ;  $^1\text{H}$  NMR ( $\text{CDCl}_3$ , 500 MHz):  $\delta$  7.40 (d, 2H,  $J = 8.40$  Hz), 7.21 (d, 2H,  $J = 8.10$  Hz), 6.05–5.91 (m, 2H), 5.40 (tt, 2H,  $J = 17.15$  Hz, 1.10 Hz), 5.29 (m, 2H), 5.21 (td, 1H,  $J = 10.45$  Hz, 1.25 Hz), 4.63 (m, 1H), 4.05 (t, 1H,  $J = 7.90$  Hz), 3.27 (dd, 1H,  $J = 8.80$  Hz, 4.35 Hz), 3.05 (d, 1H,  $J = 6.45$  Hz), 2.67 (t, 1H,  $J = 8.75$  Hz), 2.35 (s, 3H); HRMS (ESI, Q-ToF)  $m/z$  for  $[\text{M}+\text{Na}]^+$  Found: 308.1246. Calcd: 308.1257 for  $\text{C}_{17}\text{H}_{19}\text{NO}_3$ .

**14g:** Yield 40% (24 mg, starting from 60 mg of **10g**); Colourless liquid.  $R_f = 0.39$  (silica gel, 20% EtOAc-Hexane); IR (neat): 3136, 2983, 1738, 1411, 1374, 1233, 998  $\text{cm}^{-1}$ ;  $^1\text{H}$  NMR ( $\text{CDCl}_3$ , 400 MHz):  $\delta$  7.28 (d, 1H,  $J = 2.00$  Hz), 7.21 (dd, 1H,  $J = 8.08$  Hz, 2.08 Hz), 7.09 (d, 1H,  $J = 8.04$  Hz), 5.98–5.73 (m, 2H), 5.37–5.07 (m, 5H), 4.50 (dd, 1H,  $J = 5.9$  Hz, 4.40 Hz), 3.94 (t, 1H,  $J = 7.82$  Hz), 3.14 (dd, 1H,  $J = 8.72$  Hz, 4.36 Hz), 2.53 (t, 1H,  $J = 8.74$  Hz), 2.23 (s, 6H);  $^{13}\text{C}$  NMR ( $\text{CDCl}_3$ , 100 MHz):  $\delta$  174.4, 137.5, 137.3, 136.0, 135.2, 134.6, 130.2, 124.8, 121.1, 118.3, 116.5, 86.2, 84.0, 82.4, 52.9, 52.3, 19.9, 19.4; HRMS (ESI, Q-ToF)  $m/z$  for  $[\text{M}+\text{Na}]^+$  Found: 322.1407. Calcd: 322.1414 for  $\text{C}_{18}\text{H}_{21}\text{NO}_3$ .

**14h:** Yield 92% (55 mg, starting from 60 mg of **10h**); Colourless liquid.  $R_f = 0.39$  (silica gel, 20% EtOAc-Hexane); IR (neat): 3144, 2983, 1739, 1377, 1242, 1187  $\text{cm}^{-1}$ ;  $^1\text{H}$  NMR ( $\text{CDCl}_3$ , 500 MHz):  $\delta$  7.48–7.42 (m, 4H), 5.97–5.88 (m, 1H), 5.88–5.77 (m, 1H), 5.38–5.31 (m, 2H), 5.25 (d, 1H), 5.21–5.17 (m, 2H), 4.52 (dd, 1H,  $J = 5.90$  Hz, 4.55 Hz), 3.95 (t, 1H,  $J = 7.92$  Hz), 3.16 (dd, 1H,  $J = 8.80$  Hz, 4.30 Hz), 2.60 (t, 1H,  $J = 8.75$  Hz);  $^{13}\text{C}$  NMR ( $\text{CDCl}_3$ , 125 MHz):  $\delta$  174.4, 137.2, 136.2, 135.9, 132.3, 124.6,

121.9, 119.8, 118.7, 116.9, 84.1, 82.5, 53.1, 52.3; HRMS (ESI, Q-ToF)  $m/z$  for  $[\text{M}+\text{Na}]^+$  Found: 308.1268. Calcd: 308.1263 for  $\text{C}_{17}\text{H}_{19}\text{NO}_3$ .

### General procedure of $\beta$ -allyl lactam synthesis

$\text{BF}_3 \cdot \text{Et}_2\text{O}$  (1M, 4 equiv.) was added to the solution of  $\beta$ -hydroxyl lactam derivative (**10d-f**, 1 mmol, 1 equiv.) at  $-78$  °C and stirred for 15 min under  $\text{N}_2$  atmosphere. At which, allyl TMS (4 equiv.) was added to the resulted solution and allow to stir at the same temperature for 1 h. The reaction mixture was brought to RT in 4 – 8 h and continued to stir at RT for 2 h. After completion of the reaction, the reaction mixture was quenched, washed with  $\text{H}_2\text{O}$  ( $2 \times 25$  mL). The organic layer was dried over  $\text{Na}_2\text{SO}_4$  and concentrated under reduced pressure to obtain the desired compound as a pure isomer. The crude product was purified by column chromatography.

**15d:** Yield 74% (74 mg, starting from 100 mg of **14d**); Colourless liquid.  $R_f = 0.42$  (silica gel, 20% EtOAc-Hexane); IR (neat): 2945, 2217, 1710, 1482, 1390, 915  $\text{cm}^{-1}$ ;  $^1\text{H}$  NMR ( $\text{CDCl}_3$ , 400 MHz):  $\delta$  7.78–7.63 (m, 4H), 6.05–5.88 (m, 2H), 5.71–5.55 (m, 1H), 5.41 (dd, 2H,  $J = 17.08$  Hz, 9.28 Hz), 5.30 (d, 1H,  $J = 10.28$  Hz), 5.20 (dd, 2H,  $J = 19.20$  Hz, 10.16 Hz), 5.09 (d, 1H,  $J = 17.04$  Hz), 4.60 (t, 1H,  $J = 5.14$  Hz), 4.12 (dd, 1H,  $J = 7.40$  Hz, 2.40 Hz), 4.01 (t, 1H,  $J = 7.90$  Hz), 3.21 (dd, 1H,  $J = 9.28$  Hz, 4.40 Hz), 2.54 (t, 1H,  $J = 9.04$  Hz), 2.47–2.24 (m, 2H);  $^{13}\text{C}$  NMR ( $\text{CDCl}_3$ , 100 MHz):  $\delta$  173.8, 141.6, 137.4, 135.8, 133.3, 131.3, 122.0, 120.4, 118.9, 118.6, 116.7, 108.5, 85.2, 82.6, 59.5, 54.5, 46.8, 37.1; HRMS (ESI, Q-ToF)  $m/z$  for  $[\text{M}+\text{H}]^+$  Found: 343.1422. Calcd: 343.1422 for  $\text{C}_{20}\text{H}_{23}\text{N}_2\text{O}_2$ .

**15e:** Yield 53% (37 mg, starting from 70 mg of **14e**); Colourless liquid.  $R_f = 0.45$  (silica gel, 20% EtOAc-Hexane); IR (neat): 3016, 2945, 1708, 1482, 1390, 921, 778  $\text{cm}^{-1}$ ;  $^1\text{H}$  NMR ( $\text{CDCl}_3$ , 500 MHz):  $\delta$  7.48 (dd, 1H,  $J = 8.10$  Hz, 1.50 Hz), 7.27 (t, 1H,  $J = 8.00$  Hz), 7.19 (dd, 1H,  $J = 7.90$  Hz, 1.50 Hz), 6.05–5.88 (m, 2H), 5.70–5.59 (m, 1H), 5.43 (tt, 2H,  $J = 17.10$  Hz, 1.30 Hz), 5.30–5.11 (m, 4H), 4.63 (t, 1H,  $J = 3.60$  Hz), 4.33 (t, 1H,  $J = 7.92$  Hz), 3.91 (dd, 1H,  $J = 8.55$  Hz, 3.10 Hz), 3.13 (dd, 1H,  $J = 9.40$  Hz, 4.85 Hz), 2.58 (t, 1H,  $J = 8.80$  Hz), 2.36–2.14 (m, 2H);  $^{13}\text{C}$  NMR ( $\text{CDCl}_3$ , 125 MHz):  $\delta$  173.6, 137.4, 135.8, 134.3, 131.9, 130.4, 127.7, 119.8, 118.4, 116.5, 85.3, 82.3, 52.7, 48.1, 37.9; HRMS (ESI, Q-ToF)  $m/z$  for  $[\text{M}+\text{Na}]^+$  Found: 386.0688. Calcd: 386.0691 for  $\text{C}_{19}\text{H}_{19}\text{Cl}_2\text{NO}_2$ .

**15f:** Yield 59% (41 mg, starting from 70 mg of 14f); Colourless liquid.  $R_f = 0.48$  (silica gel, 20% EtOAc-Hexane); IR (neat): 2957, 1712, 1482, 1515, 1390, 918  $\text{cm}^{-1}$ ;  $^1\text{H NMR}$  ( $\text{CDCl}_3$ , 500 MHz):  $\delta$  7.36–7.29 (m, 2H), 7.20 (d, 2H), 6.05–5.89 (m, 2H), 5.73–5.58 (m, 1H), 5.41 (tdd, 2H,  $J = 17.12$  Hz, 7.20 Hz, 1.36 Hz), 5.31–5.05 (m, 4H), 4.66–4.60 (m, 1H), 4.08 (t, 1H,  $J = 7.94$  Hz), 3.97 (dd, 1H,  $J = 7.52$  Hz, 3.08 Hz), 3.15 (dd, 1H,  $J = 9.24$  Hz, 4.48 Hz), 2.50 (t, 1H,  $J = 8.98$  Hz), 2.34 (s, 3H);  $^{13}\text{C NMR}$  ( $\text{CDCl}_3$ , 125 MHz):  $\delta$  173.1, 137.9, 136.2, 136.1, 134.7, 132.1, 129.9, 123.7, 119.7, 118.4, 116.3, 85.9, 82.6, 60.8, 54.3, 47.0, 37.4, 21.1; HRMS (ESI, Q-ToF)  $m/z$  for  $[\text{M}+\text{H}]^+$  Found: 309.1230. Calcd: 309.1729 for  $\text{C}_{20}\text{H}_{23}\text{NO}_2$ .

**15g:** Yield 57% (40 mg, starting from 70 mg of **14g**); Colourless liquid.  $R_f = 0.39$  (silica gel, 20% EtOAc-Hexane); IR (neat): 2957, 1701, 1495, 1511, 1218  $\text{cm}^{-1}$ ;  $^1\text{H NMR}$  ( $\text{CDCl}_3$ , 500 MHz):  $\delta$  7.23 (d, 1H,  $J = 1.65$  Hz), 7.17–7.10 (m, 2H), 6.03–5.90 (m, 2H), 5.72–5.62 (m, 1H), 5.42 (dd, 2H,  $J = 17.15$  Hz, 1.32 Hz), 5.31–5.07 (m, 4H), 4.63 (t, 1H,  $J = 4.55$  Hz), 4.08 (t, 1H,  $J = 7.92$  Hz), 3.95 (dd, 1H,  $J = 7.65$  Hz, 3.05 Hz), 3.15 (dd, 1H,  $J = 9.25$  Hz, 4.50 Hz), 2.50 (t, 1H,  $J = 8.97$  Hz), 2.40–2.32 (m, 1H), 2.27 (s, 3H), 2.25 (s, 3H), 2.24–2.20 (m, 1H);  $^{13}\text{C NMR}$  ( $\text{CDCl}_3$ , 125 MHz):  $\delta$  173.1, 137.9, 137.7, 136.2, 134.9, 134.9, 132.2, 130.3, 125.2, 121.3, 119.7, 118.4, 116.3, 85.9, 82.6, 60.9, 54.3, 47.1, 37.4, 29.8, 20.1, 19.4; HRMS (ESI, Q-ToF)  $m/z$  for  $[\text{M}+\text{H}]^+$  Found: 309.1226. Calcd: 309.1729 for  $\text{C}_{20}\text{H}_{23}\text{NO}_2$ .

## Conclusion

We found that the imide derivatives **6** and **10** undergo hydrolysis followed by allylation by using NaH as a base in the presence wet THF. To design oxacyclics and to synthesize  $\beta$ -hydroxyl amide derivatives **14 (a-h)**, we have developed a diastereoselective methodology using  $\text{NaBH}_4\text{-I}_2$  mixture in good yields. Later, these hydroxyl derivatives were subjected to allylation by Lewis acid to produce  $\beta$ -allyl derivatives in a diastereoselective manner. However, metathesis of these  $\beta$ -allyl derivatives did not result in the formation of ring-closure products. This might be due to an unfavourable orientation of the olefinic residues which does not facilitate the RCM.

## Acknowledgements

The authors are thankful to the Department of Science and Technology (EMR/2015/002053),

New Delhi and CSIR [02(0272)/16/EMR-II], New Delhi for the financial support. SP thanks UGC, New Delhi for financial support and the awarding of a SRF. SK thanks the DST for the awarding of a J. C. Bose Fellowship (SR/S2/JCB-33/2010). The authors also thank Mr. Darshan Mhatre, Department of Chemistry, IIT Bombay for collecting the crystal data. SK is thankful to Praj Industries for awarding the Pramod Chaudhari Chair Professor (Green Chemistry).

## References

- (a) Kang E J & Lee E, *Chem Rev*, 105 (2005) 4348; (b) Nakata T, *Chem Rev*, 105 (2005) 4314; (c) Fall A, Diouf D, Gaye M, Sall A S, Gomez G & Fall Y, *MOJ Bioorg Org Chem*, 1 (2017) 187.
- (a) Lee E, in *Radicals in Organic Synthesis*, edited by P Renaud and M P Sibi (Wiley-VCH, Weinheim) (2001); (b) Hoberg J O, *Tetrahedron*, 54 (1998) 12631.
- (a) He W, Huang J, Sun X & Frontier A J, *J Am Chem Soc*, 130 (2008) 300; (b) Birman V B & Danishefsky S J, *J Am Chem Soc*, 124 (2002) 2080; (c) Inoue M, Sato T & Hirama M, *J Am Chem Soc*, 125 (2003) 10772.
- Agrawal D, Sriramurthy V & Yadav V K, *Tetrahedron Lett*, 47 (2006) 7615.
- (a) Tasdelen M, Kahveci M U & Yegci Y, *Prog Polym Sci*, 36 (2011) 455; (b) Yang B, Abel B A, McCormick C L & Storey R F, *Macromolecules*, 50 (2017) 7458.
- (a) Ding L, Yang G, Xie M, Gao D, Yu J & Zhang Y, *Polymer*, 53 (2012) 333; (b) Fu L, Zhang T, Fu G & Gutekunst W R, *J Am Chem Soc*, 140 (2018) 12181.
- (a) Kotha S & Dipak M K, *Tetrahedron*, 68 (2012) 397; (b) Kotha S, Ravikumar O & Sreevani G, *Tetrahedron*, 72 (2016) 6611; (c) Kotha S & Gunta R, *Beilstein J Org Chem*, 11 (2015) 1727; (d) Kotha S & Lahiri K, *Synlett*, 18 (2007) 2767.
- Kotha S & Aswar V R, *Org Lett*, 18 (2016) 1808.
- (a) Mehta G & Rao K S, *J Org Chem*, 50 (1985) 5537; (b) Lannoye G, Kotha S, Wehrli S, Cook J M & Weiss U, *J Org Chem*, 53 (1988) 2327.
- (a) Kotha S, Chavan A S & Goyal D *ACS Comb Chem*, 17 (2015) 253; (b) Kotha S, Banerjee S, *RSC Adv*, 3 (2013) 7642.
- (a) Kotha S & Gunta R, *Beilstein J Org Chem*, 12 (2016) 1877; (b) Kotha S & Gunta R, *Beilstein J Org Chem*, 11 (2015) 1727.
- CCDC no of compound 14 is 2016945 contain the supplementary crystallographic data for this paper. The data can be obtained free of charge from the Cambridge Crystallographic Data Centre via [www.ccdc.cam.ac.uk/data\\_request/cif](http://www.ccdc.cam.ac.uk/data_request/cif).
- (a) M Periasamy & Thirumalaikumar M, *J Organomet Chem*, 609 (2000) 137.
- (a) Yazici A, Wille U, Pyne S G, *J Org Chem*, 81 (2016) 1434; (b) Burgess K L, Lajkiewicz N J, Sanyal A, Yan W & Snyder J K, *Org Lett*, 7 (2005) 31.
- Kotha S & Pulletikurti S, *RSC Adv*, 14906 (2018).
- (a) Kotha S & Pulletikurti S, *Synthesis*, 51 (2019) 3981; (b) Kotha S & Pulletikurti S, *Heterocycles*, 101, (2020) 717.