



Review Article

Plastic/packaging waste separation from MSW and its conversion and used as value-added products in different applications: An eco-sustainable approach

Beenu Raj^{a*}, Jagdish Kumar^b & Velidandi Venkata Lakshmi Kanta Rao^c

^{a,b}Academy of Scientific and Innovative Research, CSIR-Central Institute of Mining and Fuel Research, Dhanbad, Jharkhand 826001, India

^cCSIR-Central Road Research Institute, Bridge Engineering and Structures Division, New Delhi – 110025, India

Received: 10 July 2019; Accepted: 14 October 2019

Rapid urbanization and economic growth are affecting an exceptional increase in the production of municipal solid waste (MSW), including packaging waste globally. Nations have a comparatively higher GDP incline to generate vast quantities of MSW. Forecasts appearance that the production of MSW through main metropolitan will increase from 1.3 and 2.2 billion tons, respectively in the year 2012 and 2025¹. The recycling of plastic/packaging waste materials to produced value-added material is an essential aspect for scientific research worldwide because the attenuation natural resources make a risk in future. Waste of MSW is frequently a high source of many essential materials for recycling such as plastic, glass, metal and paper. Active management of MSW can allow reclamation of essential materials of recycling and decreases of harmful impact on the environment. The waste categorization is a crucial step in MSW or many kinds of wastes, such as packaging/plastic waste management for materials recycling. Worldwide researchers have been vigorously discovering automatic categorization methods for efficiently handling of growing amounts of MSW. This review article summarizes growths in separation techniques, conversion for plastic/packaging waste in value-added products and its uses that have taken place in the area of source segregated MSW recycling, including plastic/packaging waste in the last decade.

Keywords: Plastic/Packaging waste, PET waste, Waste separation techniques, Plastic/Packaging management, PET waste uses

1 Introduction

Plastic/Packaging waste, the quantity of the discarded that contains packaging and packaging material, is a central part of the total worldwide waste, and the main part of the packaging waste comprises of single-use plastic food packaging, a hallmark of throw-away culture. Prominent examples for which the requirement for regulation was predictable early, are "containers of liquids for human consumption", *i.e.* plastic bottles, tetra-packs, multilayer packaging waste and the like. Packaging waste also can be classified as post-consumer solid waste. The general classification eight packaging option shave given in Table 1.

Rapid urbanization or demand for supplies of PET materials is causing an extraordinary rise in the production and consumption of PET materials and its similar increases the load of MSW. According to Fig. 1, almost 97% plastic packaging discarded after a single-use. India would reduce all "single-use" plastic/packaging by 2022, motivated proposal for

the world's second most populated nation. Tourists will no longer be permitted to carry in single-use plastics into Peru's 76 cultural and natural protected areas, from Machu Picchu to Manu to Huascarán, or national museums. At the world-famous Machu Picchu, visitors generate an average of 14 tons of solid waste per day, much of it other single-use packaging and plastic bottles³.

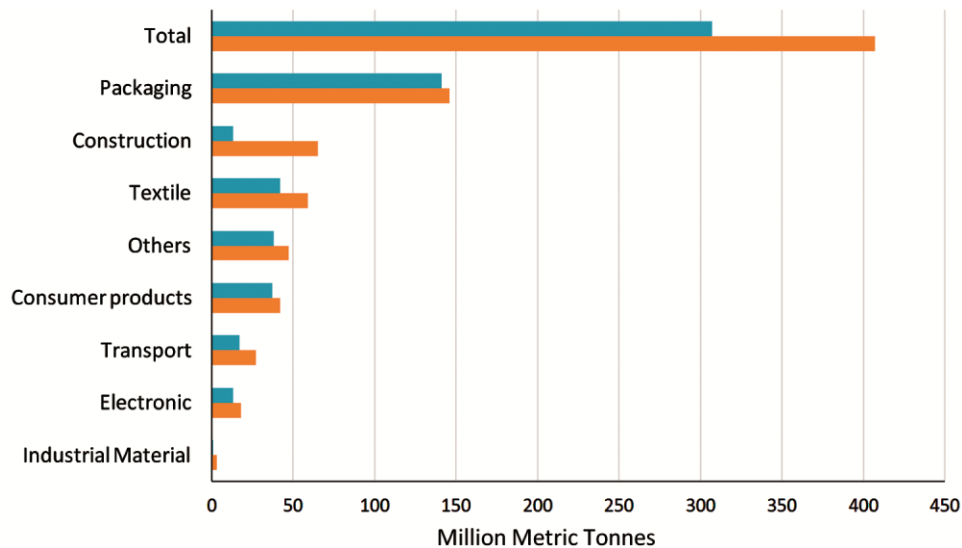
In 2019, the European Union's ban the top 10 single-use plastic substances found on European coasts by 2021. The EU also aimed for 90% of plastic bottles to be recycled by 2025⁶. Plastic packaging has shared to 61% of worldwide coastline litter, around 300 Mt⁷ and causing severe harm to an enormous quantity of ecosystems, wildlife, and even human health in low-income territories⁸.

Mumladze *et al.*⁹ examined the cross-section of multilayer packaging film was used in different products such as chocolate bar, popcorn chip, ice-cream bakery product, ground coffee, and biscuits packaging film, using SEM-EDS technique. In this technique, samples were protected by gold coating for avoiding the high voltage (20 kV).

*Corresponding author (E-mail: beenu.cimfr@gmail.com)

Table 1 — Combination of material present in multilayer packaging film².

S. No.	Multilayer Packaging options	Multilayer film present in Packaging
1	Chemicals, Detergents, Cleaning agents, Frozen foods, Cosmetics	PET/ LDPE
2	Hot-poured products, Frozen food	PET/ HDPE
3	Dairy products, UV Sensitive products, Edible oil,	PET/ LDPE
4	Fresh milk	PP/LDPE (Coextruded)
5	Fresh milk	LDPE/HDPE (Coextruded)
6	Mayonnaise	PET/LDPE/ EVOH/ LDPE
7	Conserved products, Fruit juice, Hot poured products	PET/Al/LDPE
8	Carved products, Non-dry pet foods, Preserved foods, Sauces, Drinks, Flour	PET/Al/PA/PP
9	Fresh drinks, Paint, Laundry detergent	PET/ LDPE/ Al/ LDPE

Fig. 1 — The worldwide plastic material used and discarded after single-use in 2015^{4,5}.

The inventive approach adopted in the current study was aimed to accomplish the recyclability of the PET grounded flexible packaging films by separating them through an economically viable and easy procedure compatible with technical procedures and also the method should be cost-effective and non-hazardous. Recycling of multilayer packaging films results in the generation of high-cost products that will positively impact the food and other packaging industries. This method also reduces the amount of plastic waste dumped into the landfills or directed to incineration or control the littering of rural, urban and marine environment. Also, this process does not emerge any toxic fumes and, discharge from this process can be further treated.

2 Techniques of Waste Segregation from the MSW

2.1 Eddy Current

A revolving container type extractor accomplishes the separation. A fine film of a combination of non-

ferrous metallic fractions and non-metal discard is conveyed towards the rotating-container *via* a conveyor scheme^{10, 11}. It has a minimum operational value and outputs a high range of clarity of the final output of the metal. This method, however, is not considered for segregation of metals that may come to be warm in an eddy current field. Eddy current technique is also not found suitable for multilayer packaging films due to the presence of metal layer and another form of the layers of PET, PE, PP *etc.*

2.2 Magnetic Separation *via* Density (MSD)

The MSD procedure exploits magnetic liquid as the separating intermediate. Discarded input is miscellaneous with the fluid of magnetic and existing into a segregation area. Huge magnets applied for producing a magnetic ground. Owing to the magnet ground, the operative magnetic liquid density gets changed¹²⁻¹⁵. Through changing the magnetic liquid density, was existing in the input discarded waste, the vital re-processable polymer components of different

densities should be prepared to float at different stages. The volatile polymer constituents are then separated using segregator blades.

2.3 Hydro-Cyclone

Hydro-cyclone applies centrifugal force for density segregation of the different type of materials. The procedure can be applied for the segregation of constituents like PE, PVC and ABS¹⁶. Numerous factors affect the fluid segregation such as dissimilarity in density, porosity, fillers, shape and sizes of the different types of materials. The decrease in sizes and wettability is influencing by other constituent plays a significant role¹⁷ in the separation of different types of polymer wastes.

2.4 Tribo-Electrostatic Separation

Tribo-electrostatic separation technique is applied for segregation of plastics wastes. The mechanical procedure applied for segregation 'frictional electrification'. When chopped plastic pieces of miscellaneous waste are passed through a tribo-charging compartment, chopped plastic existing in the discarded gets indicted with different polarities through electrification friction¹⁸. The indicted fragment of the miscellaneous discarded is then delivered *via* the field of electric to sort discarded. The quantity of dissimilar concretes recognizes the

route of every fragment of waste. The field of electric is so reflected that the fragments of chopped constituents of the plastic drop into individual bins^{19, 20}. Xiao *et al.*²¹ described a process to tribo-electrically separate-out mixed plastics using a revolving drum shown in Fig. 2, which contained a chamber with rotating blades, whose form was converted to improve communal friction amongst plastic/other packaging fragments. It was described that a mixture of two types of polymeric material was successfully divided, and the intelligibility of yields was more than 90%.

Electrostatic separation procedure is often used to separate conducting, and non-conducting materials in MSW, and is commonly applied to separate Al or Cu from plastics or paper^{22, 23}. Moreover, to segregate plastic elements from plastic and metal mixture, a procedure that creates use of the eddy currents is also engaged. Though, these methods are suitable only to segregate virtuous conductors such as metal elements from the dielectrics such as plastics. However, this approach is not useful to separate mixtures such as mixed plastics. Dodbiba *et al.*²⁴ used an air cyclone as an incriminating apparatus to harvest a higher frictional speed and established a triboelectric cyclone separator shown in Fig. 3, which has been magnificently experienced for separating plastics in the lab scale.

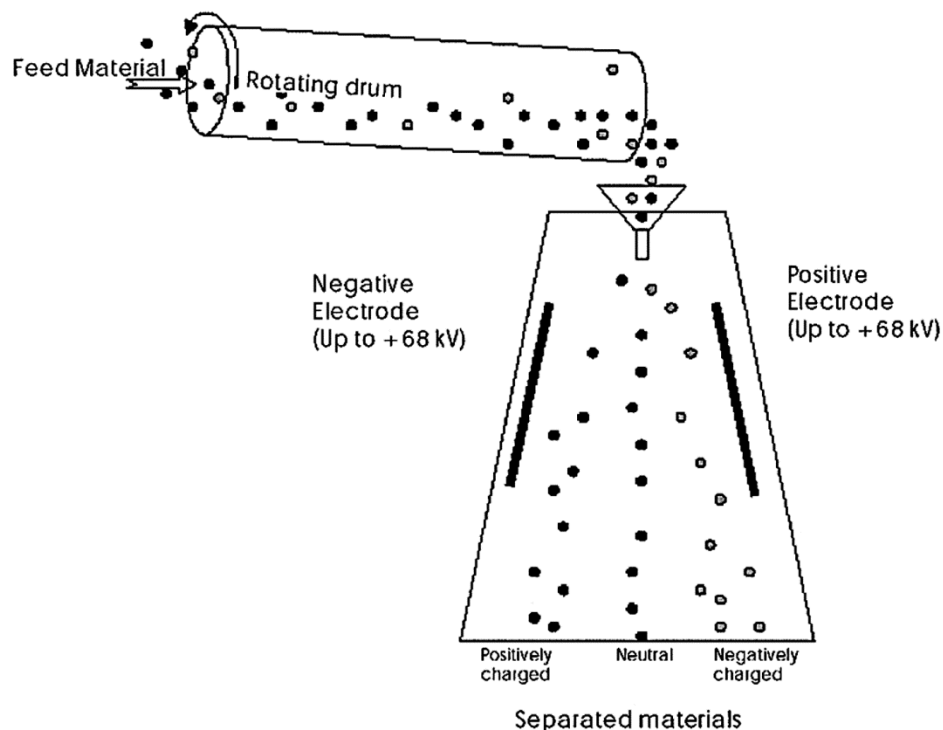


Fig. 2 — Schematic design of triboelectric cyclone separator²¹.

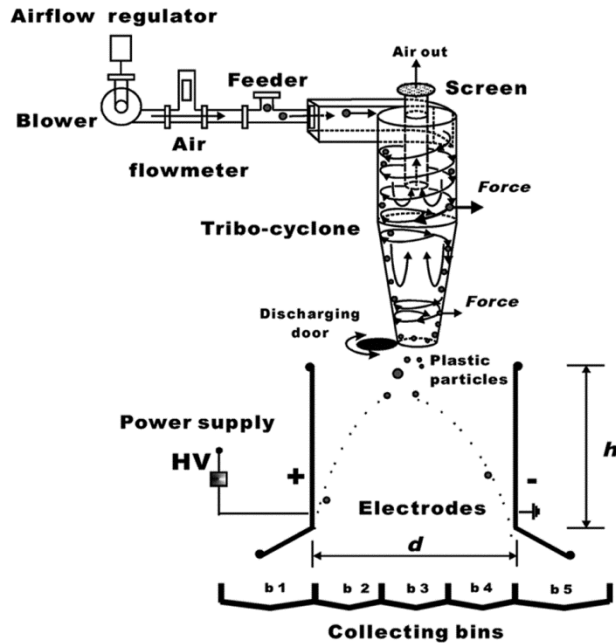


Fig. 3 — Rotating drum triboelectric separator²⁴.

2.5 Jigging

Jigging is a procedure for segregation of gravity concentration which mechanism basically in the combination of gravity, acceleration, drag and buoyancy. In this practice, the mixed solid waste is employed into a punched vessel. Which lifts the solid material. Constituents get stable at the end due to maximum density. Separation is implemented as per the size, shape and material density. The foremost limitations that disturb the jigging procedure and separation of material are jigging speed, preliminary bed altitude, and jig stroke length^{25, 26}.

2.6 Froth Flotation

This technique is also known as selective flotation separation; it is another method to separate polymers with the same densities. In this procedure, hydrophobicity of discarded waste plastic to segregate it via the waste course is considered as the method of segregation. The discarded material is chopped into fine particles applied a combination procedure and combined with water^{27, 28}. In the procedure, the air is involved in the combination of pulp waste and water in maximum compression. The involved CO₂ is then passed into a division of atmospheric pressure in flotation^{29, 30}.

2.7 Air Separator

The air separator method allows separating a waste stream dimensionally in an efficient way. The

separation is carried out by controlled airflow, which splits the waste according to density and separates it into the light and heavy fractions^{31, 32, 33}. With a controlled airflow generated by a fan, the light fraction is extracted up and carry on its path in a series of piping, while the substantial fraction is separated onto a second conveyor. The light segment then reaches a rotary valve, in which, with the rotor and the consequent reduction of the airspeed, the lightweight fraction is unloaded on to another conveyor.

Many review papers have been described commonly in parts associated with automating and semi-automate discarded waste segregating techniques reprocessing and are as followings:

- Wang *et al.*³⁴ reviewed a complete assessment on segregation by flotation procedure of numerous kinds of waste plastics.
- Rahman *et al.*³⁵ examined separating procedures to separate discarded paper and also mentioned minimum value separating method conforming to the paper kind existent in the discard.
- Wu *et al.*³⁶ studied tribo-electrostatic segregation methods for separating plastic from discard.
- Gaustad *et al.*³⁷ reviewed physio-chemical segregation processes in separating and elimination of contaminations from Al debris.
- Shapiro and Galperin³⁸ studied numerous air cataloguing methods for solid particles.
- Dodbiba *et al.*³⁹ measured numerous separating methods for separation of plastic materials. The study mainly dedicated on without sensor grounded strategy, progress, and testing of dry and wet grounded segregating methods.

3 PET Waste Separation from Plastic Waste

The plastic waste thus collected directly or separated from MSW is further sorted to separate PET from the rest of the plastic waste. Most of the times, PVC and PET wastes look alike and are difficult to distinguish. PET separation from another plastic waste is essential to maintain the purity of products made from recycled PET. Some of the plastic waste, including that of PET, is sometimes consumed as fuel in boilers. Exclusion of PVC from such waste is necessary, as chlorine generated from burning of PVC in boilers causes corrosion of the boilers, thus reducing their useful life³⁹. The separation techniques are often classified as dry separation techniques and wet separation techniques. The dry separation

techniques employ effective methods such as near IR, FTIR, Far IR, Raman spectroscopy, which is too costly to use them for sorting out plastic waste on a large scale. The wet separation techniques often employ a liquid medium. Generally, water, mixed with different chemical reagents. Table 2, presents some of the techniques often employed to sort out PET from plastic waste, which is also used to separate individual plastic types.

The segregation procedure of post-consumer discarded waste is necessary to produce a vast quantity and quality of reprocessing/recycling elements shown in Fig. 4⁵⁴.

Some of the disadvantages of wet separation techniques are the treatment of used water, the post-sorting process for its re-use or discharge, the need for expensive reagents and drying/dewatering of the plastics extracted from the process.

4 Management Methods of Plastics/PET Waste

To protect the environment from hazardous methods of disposal of plastic / PET waste discussed in this section. The same is being diverted to such methods which lead to the generation of useful products. Such methods are discussed in the following sections.

5 Waste to Energy Conversion

5.1 Pyrolysis

In this process, the plastic/PET waste (sometimes MSW also) is heated at elevated temperatures such as 500°C in the absence of oxygen to convert the same into gaseous (often called syngas with substantial calorific value), liquid and solid (char) products,

which can be used as fuels (source of energy) and raw materials for new plastics^{55, 56}. This process offers an advantage to using both mixed and contaminated plastics^{57, 58} and is considered as green technology as it does not contaminate water and environment. It has been reported that pyrolysis of PET yields about 57-73 % gaseous products and 23-40 % liquid products with much less substantial remains, and is adopted if the gaseous product is the preferred choice of the process. The liquid product being highly acidic (contains benzoic acid) needs caution in its use for boilers as it may cause corrosion.

European countries use higher quantities of MSW for production of energy at an average of 22 %, with Sweden using higher quantities up to 49%⁵⁹ than other countries. On the other hand, only 7% of MSW is generally utilized for EfW (Energy from Waste) in the USA. Plasma gasifiers control below oxygen ravenous situation at T °C exceeding 3000°C, permitting complete elimination of tars. Non-plasma thermal fluidizer bed gasification operates at 8 to 900 °C. Controlled O₂ content plasma pyrolysis or thermal pyrolysis of discarded waste material, including waste packaging. The waste is converted to H₂O, H₂ and CO (syngas). Plasma pyrolysis of waste to clean gas (syngas) (CO+H₂), unit operating in UK, India, China and Japan⁶⁰. Syngas also can be applied as additional for natural gas and the downstream chemical and liquid fuels conversion, as high-efficiency gas turbines fuel and for energy generation in fuel cells.

5.2 Gasification

Gasification involves controlled the burning of plastic / PET waste, at the range of temperatures of

Table 2 — PET waste separation from plastic waste.

Techniques	Tools/Process	Sorting	Reference	
Dry Separation technique	Resin/colour detector, conveyor, and air jet ejector	PET and PVC	40	
	IR- Method	FTIR	PET and PVC	41
		Acoust optic tunable filter		42
		Filter of optical		43
		IR with a diffraction grating		44
InGaAsP laser diode	Segregation of PET and PVC	45		
Wet Separation techniques	Air Separator	PVC/PET		
	Flotation (Wang <i>et al.</i> , 2015)	Seven kinds of plastics including (ABS, PET, PS, PVC, <i>etc.</i>)	46	
			47	
			48	
			49	
	[48]			
Sink-flotation technique and selective flotation technique		PP, HDPE, PET, PVC ABS and PS.	50	
			51	
			52	
			53	

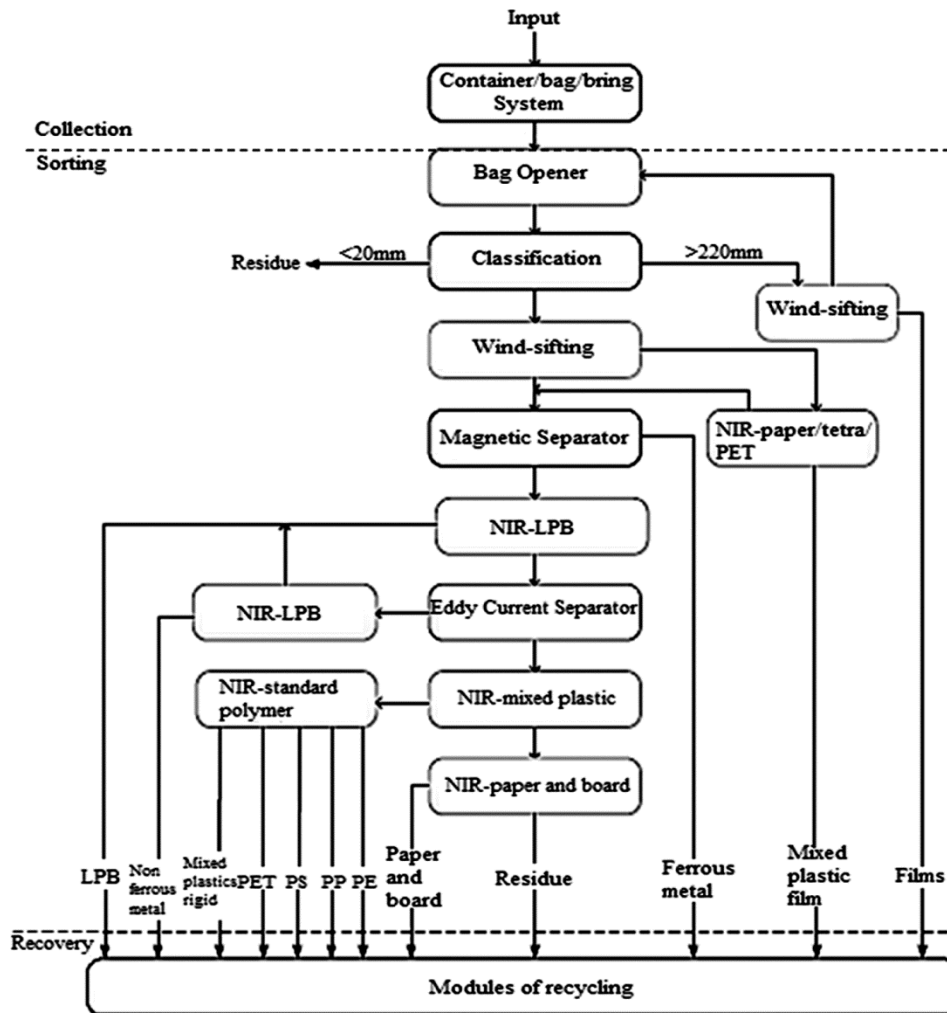


Fig. 4 — Systematic flow diagram of sorting plant at Germany⁵⁴.

600-800⁰ C, under partial oxidation conditions, generally in the occurrence of air or sometimes purified oxygen. The first product of this process is a mixture of gasses (syngas) which can be used as fuel gas in place of natural gas or as a source of raw substantial for the production of petrochemicals. A fluidised bed gasifier is often used for the purpose, and Anke-Brems *et al.*⁶¹, have discussed in detail various technologies involved in the process^{61, 62}. M/s Westinghouse Plasma Gasification has installed many plants all over the world, and two of them are functioning in the state of Maharashtra, India, each with an installed capacity of 1.6 MW and consumes about 72 tons of waste per day (Westinghouse Plasma Corporation, 2014). It may be noted that the plastic waste used in the above processes included PET waste also. There has been no report on waste to energy plants operation only on PET, although lab-scale trials are in progress⁶³.

Table 3 — Chemical recycling techniques of PET waste.

Chemical Recycling Techniques	Reactant	References
Hydrolysis	Water or Acid alternatively, Alkali	65, 70, 71, 72, 73, 74,
Methanolysis	Methanol	72, 75, 76, 77
Glycolysis	Ethylene glycol or Diethylene glycol or Propylene glycol Dimethacrylatedglycolysate	70, 78, 79, 80, 81, 82
Aminolysis	Amine	83, 84, 85, 86
Ammonolysis	Ammonia	87

5.3 Chemical Recycling

Chemical recycling comprises the conversion of PET chain into oligomers and other chemicals^{64, 65, 66, 67, 68, 69}. Table 3 presents different types of chemical conversion methods employed for recycling of PET, and some of these methods are discussed in subsequent sections.

5.4 Glycolysis

Glycolysis of PET was first pronounced in a US patent no. 3222299 and it involves transesterification/glycolysis of a PET molecule with glycol and, conversion of the same into Bis-Hydroxy Ethylene Terephthalate (BHET) molecule in the occurrence of trans-esterification catalysts. In this process, PET degradation is carried out using EG, DEG, propylene glycol and di-propylene glycol^(88, 89, 90), and Fig. 5, depicts this process using EG.

However, as glycolysis a partial depolymerization reaction resulting in an intermediate product, i.e. BHET, and the dyes are not removed, the condensation of BHET will not produce clear PET. Also, a study of glycolysis mechanism of PET

indicates that the reaction rate is prolonged, and the entire de-polymerisation process (PET to BHET) is not complete without a catalyst. Therefore, attempts have been made for improving the rate of glycolysis and yield of BHET by use of proficient catalysts and mechanism conditions optimization^{91, 92} and these efforts have resulted in an enhancement in BHET produce and the total time of reaction from 65% over 8 hours' to around 90% and a decreased time of reaction approximately 30 min. The utmost demandingly examined the scheme for raising the rate of glycolysis is used by trans-esterification catalysts. Metal grounded catalysts stimulate the synthesis of glycolysis⁹³. Table 4 summarises the optimal glycolysis situations, and reaction parameters acquired.

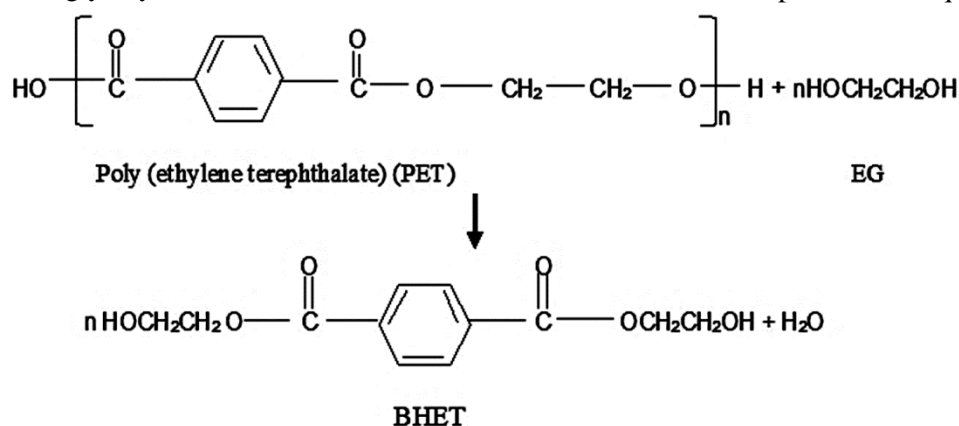


Fig. 5 — Glycolysis reaction of PET.

Table 4 — Glycolysis of PET by various reaction parameters.

Catalysts	EG/PET Ratio	PET/Catalyst Wt. Ratio	T °C	Time Minutes	BHET Yield (%)	Reference
Zinc Acetate	6 (m/m)	0.005	190	480	62.51	96
Sodium Bicarbonate					61.94	
Lead Acetate					61.65	
Sodium Carbonate					61.50	
Zinc Acetate	2.77	0.003	200	150	62.8	97
Titanium Phosphate	(m/m)					
Zinc Acetate (Cakicet <i>al.</i> , 2012)	5 (w/w)	0.01	196	180	85.6	98
Sodium sulfate	6 (m/m)	0.005	190	480	65.72	99
Potassium Sulfate					64.42	
Lithium hydroxide					62.50	
Acetic Acid					62.42	
β -zeolite	6 (m/m)	0.01	196	480	66	100
γ -zeolite	65					
Magnesium Chloride	10 (m/m)	0.005	197	480	55.67	101
Ferric Chloride					56.28	
Lithium chloride					59.46	
Didymium Chloride					71.01	
Zinc Chloride					73.24	

Glycolysis of PET is a topic of extensive research, over methanolysis and hydrolysis, because of the merits of this procedure, which include flexibility, uncomplicatedness, low capital costs, high yield, eco-friendly and less reaction time and the procedure can be easily adapted to the conventional PET production plants. Glycolysis stands out as the best PET recycling process over the other methods because it is carried out in a wide temperatures range between from 180°C to 240°C highest efficiency and quality of the product when the catalyst is used/added^{94, 95}. One significant added advantage of glycolysis is that the monomer produced (BHET) can be merged with fresh BHET, and the combination can be applied for the other (DMT-based or TPA-based) PET production lines.

On another hand, hydrolysis is relatively slower than glycolysis and methanolysis among the three depolymerising agents used in the above three processes, i.e. hydrolysis, methanolysis, glycolysis. H₂O is the lowest at nucleophile¹⁰². The other disadvantage of hydrolysis is the use of maximum pressure at 1.4 to 2 MPa and temperature at 200 to 250°C, besides longer duration of time desired for de-polymerisation. Economically, hydrolysis is not extensively applied to harvest food-grade rPET because of the pricerelated by TPA purification, which formed during the procedure¹⁰³. Also, its recovery from the reaction system is quite complicated and, indirectly affects the quality of the end product. A significant disadvantage of hydrolysis of PET by concentrated H₂SO₄ is the great corrosiveness of the mechanism scheme and the production of vast amounts of aqueous wastes and inorganic salts.

The main disadvantage of methanolysis method is the maximum chargerelated to the refining and segregation of the combination of the mechanism of the product (alcohols, glycols, and phthalate byproducts). Furthermore, the H₂O formed during the method causes a toxic effect on the catalyst, also causing the formation of various azeotropes¹⁰⁴. Also, with the current trend of using TPA, as an alternative of DMT, as the raw substantial for the PET production of PET, the DMT formed by methanolysis needs to be converted into TPA, which considerably adds to the charge to the methanolysis procedure. While before glycolysis, methanolysis was the dominant commercial mode of PET recycling, but now the process is not practiced on a commercial scale because of complexities in terms of recovering

DMT and need to convert it into TPA, made this process obsolete¹⁰⁵.

6 Multilayer Packaging Film Layers Separation by Chemical Methods

The method of multilayer packaging separation can be prompted mechanically by the dilution of macro-particles and chemical/mechanical separation through the dissolution of the intermediate layer or by responses at the crossing point. A per the investigation, numerous processes of mechanical separation *via* dilution of intermediate layers are presented. According to the Bergerioux C¹⁰⁶, a multilayer packing consists of polyvinyl alcohol PVOH or additional soluble in water, thermoplastic films inclined on both sides of a paper cardboard film, and other thermoplastic resin films separated directly. Al layer also may be limited, finished a PO tie layer. The benefit of this arrangement is that, in warm H₂O, the PVOH or other H₂O soluble, thermoplastic resin punctually diluted on both sides of the paper cardboard. Thus, quick delamination of the constituents and a less fiber contented in the resins can be accomplished.

A separation method developed by Mukhopadhyay¹⁰⁷ involves the recovery of various components of an aluminium-plastic packaging film through separation prompted by 50–70% HNO₃. In this intermediate, Al and other polymer constituent were not pretentious, but the binder tie layer was diluted. The separated components were detached by their particular gravity in a sequence of the bathhouse. The interval required for the separation procedure be influenced by the size of the layer portion and the HNO₃ concentration. Lines of a thickness of 0.25 cm and a dimension of desirably smaller than 1m take about 4-7 hours to entirely separating the structure. In dissimilarity to HCl, H₂SO₄, and HNO₃ does not dissolve aluminium, as a passive Aluminum oxide film is produced^{107, 108}.

Kernbaum and Seibt¹⁰⁸ pronounced one more technique for the elimination of the connecting agent amongst the different films. As delaminating solutions, Nano-scaled diffusions or precursors of these Nano-scaled diffusions were applied that included an organic solution, aqueous constituent, and one alleviating amphiphilic reactant. Support of delaminating solution, the delamination of coatings and adhesions is possible by decreasing interfacial-tensions amongst the segments of coated and glued constituents, thus affecting delamination. The solid

separated constituents of the poly-layer scheme are generally detached by a swim-sink procedure, hence by dealing with the variances of the electrical or magnetic qualities of the constituents.

Mechanically influence *via* delamination is an exclusion since linkage between the different layers in a poly-layer packing commonly is too resilient. In 2016, however, published report by Perick *et al.*¹⁰⁹, a wrapping that contained a transparent outermost film and an interior film that generally contains a substantial unrelated by the outermost film. A particular distinguishing of the packing film is that the internal and external most film was not associated together for at least 30% and especially even over 70%. The multilayer grinding is providing delaminated elements, at least at the areas where presented films were not associated with the tie layer. Those particular substantial components can be delaminated *via* general procedures. The printed film is showing after the grinding of the poly-layer and can be cleaned out with H₂O¹⁰⁹. As per result, oversight of the reprocessing approaches is given in which the separation, and thus the delamination of the constituents, is acquired by the biochemical or chemical degradation of the inner film of the player packaging.

Described by Patel *et al.*¹¹⁰, the multilayer packaging film was containing PE and PET. Here, H₂SO₄ with the different concentrations from 68-98% was utilized to destroy PET constituent. The PE layer was not pretentious and also can be reprocessed, subsequently numerous cleaning process. Meanwhile, no evidence was given on the consumption of the decomposition PET material; maybe no remarkable reprocess is probable. According to Kulkarni *et al.*¹¹¹ suggested the aluminium recovery by multilayer polymer aluminium layered film schemes by the disintegration of the polymer constituents in a substitute and supercritical H₂O procedure. In contrast to PO, polymerisation condensation polymers, for example, PA / PET could be de-polymerised by their monomers moderately tranquil at sub-critical environments. This technique extracts clean aluminium.

By the enzymatic dilution of a bio-based inner coating layer, is a new technique to the multilayer packaging chemically separate. Multilayer packaging films were designed with the components of PET and PE films with a temporary barricade film grounded on a coating material quarantine that also accomplishes precious obstruction qualities appropriate for improved structural packaging¹¹². Whey proteins can

be offended *via* hydrolysis *via* enzyme. The covering film layer can be a washout by the polymer substrate film by this biochemical treatment. The samples washing grounded on PET whey PE and PET whey were capable while accomplished by enzymatic cleaner comprising enzymes of the protease. Other kinds of profitable enzymatic cleaners give encouraging outcomes in eliminating the protein coating by the PET film layer and by the multilayer packaging layers, succeeding impartiality from the PE and PET layers.

In other terms, aluminium is liquefied in a NaAlO₂ state in the watery solution, and in the reaction, H₂ gas is produced. The dissolve NaAlO₂ can be filtrated as precipitated (OH)₃ using the Bayer process. Described by Bayer procedure, Al(OH)₃ can be changed to Al₂O₃ and consequently reduced to elemental aluminium. The polyolefin (PO) film can be removed with the PET layer *via* change gravities, and in direction to certify complete elimination of PO and PET layers from the relevant additional segment, elimination phase can be connected downstream. A paper-board sheet can also be confined in the poly-layer packaging materials¹¹³. Mukhopadhyay¹¹⁴, however, also pronounced a recovering technique of aluminium, a polymer comprising multilayer and paperboard constructions by a first dissolution. The Al convalesced again as an aqua dissolved briny, while the polymer and cardboard constituent could be detached *via* their density dissimilarities.

An additional technique to prompt separation multi-layer packaging film, through a chemical process at the interface amongst two film layers. Numerous researches define the delamination methods of polymer and metal layer present in multilayer packaging by using acids. Now, at first, the insubstantial constituent has to be eliminated in an aqua medium.

The expensive and time taking delamination phase is in opposition to the value of the recycled substantial. Finally, the new sorting of fake procedures could also be used at this point. The consequence of commingled post-consumer multilayer film packaging by separation would necessitate a distinct delaminating path for multi-films.

7 Preparation of Recycled Unsaturated Polyester Resin form rPET Waste

The depletion of industrial post-consumer products through "recycling/reprocessing" has become a most demanding environmental concern by a dire urgency.

Reprocessing rPET waste to start new “economic viable/green technology” produces is vital dispensed objective. The severe measures of numerous materials of thermoplastic polymer, e.g. PE, PET, PP and PS”, is certainly required to be recycled/reprocessed as growing of worldwide obligatory to stop the dangerous and unlawful dumping for such discarded, and similarly to lesser temperature and power depletion¹¹⁵. PET is one of highly famous polymer that previously subjected to reprocessing; while, this procedure may minor some of its qualities, such as mechanical strength and thermal stability¹¹⁶. Numerous research dedicated on reprocessing of thermoplastic PET, the reprocessing procedure themselves can be sectioned into dual groups, mechanical and chemical. The earlier is being already conceded out through pelletization procedure and thermal-extrusion, and then the achieved pellets may be reforming. The other kind comprises numerous chemical recycling, i.e., hydrolysis, methanolysis, aminolysis, alcoholysis, ammonolysis and glycolysis; these stated procedures are developed on the detail of PET de-composition into depolymerised oligomers^{117, 118, 119}.

Awaja and Pavel¹²⁰, have discussed many procedures for preparation and PET compounding and deliberated their consequence on the reaction chains and thermal profile of polymer. Pingale *et al.*¹²¹, accomplished some depolymerisation mechanisms for PET through numerous catalysts, for example-lithium, zinc, chlorides and magnesium, and related to the yield% by general acids and salts. Chen *et al.*¹²² preferred the breakdown mechanism of “PET ethylene glycol” with changing temperatures and pressures; they defined, the content of depolymerised PET based on the used reactants concentration, catalyst, temperature and pressure. A novel hydrolysis technique for recycling has been used for postconsumer PET applying waste solving of battery acid at the temperature of 100-130 °C receiving clean terephthalic acid by depolymerisation of 80-90%, correspondingly¹²³. Atta *et al.*¹²⁴ formed changed weights of a molecule of resins of glycidyl epoxy *via* responding the PET glycolyzed with epi-chlorohydrine and used the achieved moisture as epoxies and organic coatings with chemical resistant.

PET scraps glycolysis *via* glycols in the occurrence of appropriate catalyst produces oligomers of terephthalic through trans-esterification reaction. Then, the oligo-ester diols may be responded by other acids or maleic anhydride of dibasic by unsaturated polyester resin. Owing to the significance of the

beyond declared reactions, so many researchers have been dedicated on PET wastes glycolysis. Dissimilar significant aspects such as conditions of the reaction (glycolysis time, temperature, and pressure)¹²⁵⁻¹²⁷, types of glycol¹²⁸⁻¹³⁰ and the ratio of reactants¹³¹ were examined. The energy stimulation for the glycolysis of non-catalyzed is approximately 32 kcal/mol. However, an appropriate catalyzed procedure necessitates a minimum of 20 kcal/mol¹³¹. Therefore, numerous catalysts comprising of metal, such as lead, cobalt⁹⁶, titanium alkoxides¹³¹ or other compounds of titanium¹³² and manganese acetate or zinc acetate¹³³. Zinc acetate is the utmost proficient catalyst in appraisal with new composites of acetate metal. While the reaction continues faster in the occurrence of alkoxides of titanium equaled with the depolymerisation catalyzed *via* compounds of acetate of metal, proceed faster side mechanism that products from an undesirable color of yellow. Hence, alkoxides of titanium are minimum applied in the mechanism of glycolysis of PET waste; however, applying zinc acetate in the mechanism of glycolysis is more general in associate with new catalysts of trans-esterification.

On the conflicting, there are limited researchers have observed co-catalytic schemes in PET depolymerization and unsaturated polyester resin preparations even though the vital importance of the mechanism.

Goje *et al.*¹³⁴ have mentioned to Cyclo-Hexyl-Amine as a co-catalyst that increases the reaction rate of glycolysis because the consequence of cyclo-hexyl-amine was not studied the complete reaction of glycolysis of PET and it was not examined in the synthesis of unsaturated polyester resin at all. The primary purpose of this work was to examine the importance of a co-catalytic scheme in the mechanism of PET glycolysis and preparation of USP resin. Therefore, the consequence of cyclo-hexyl-amine as per the co-catalyst with the glycolysis reaction in the occurrence of the primary catalyst (zinc acetate) was assessed, and an optimal quantity of cyclo-hexyl-amine was established. In conclusion, USP resin was produced by a synthesis of glycolyzed yields by anhydrides, and the co-catalytic scheme consequence on unsaturated polyester resin mechanism was examined.

8 Physico-Chemical Characterization of Unsaturated Polyester Resin

Substantially, resin curing is the complete conversion by fluid to gel, after that gel to rigid dense as an outcome of the reaction of cross-linking by a

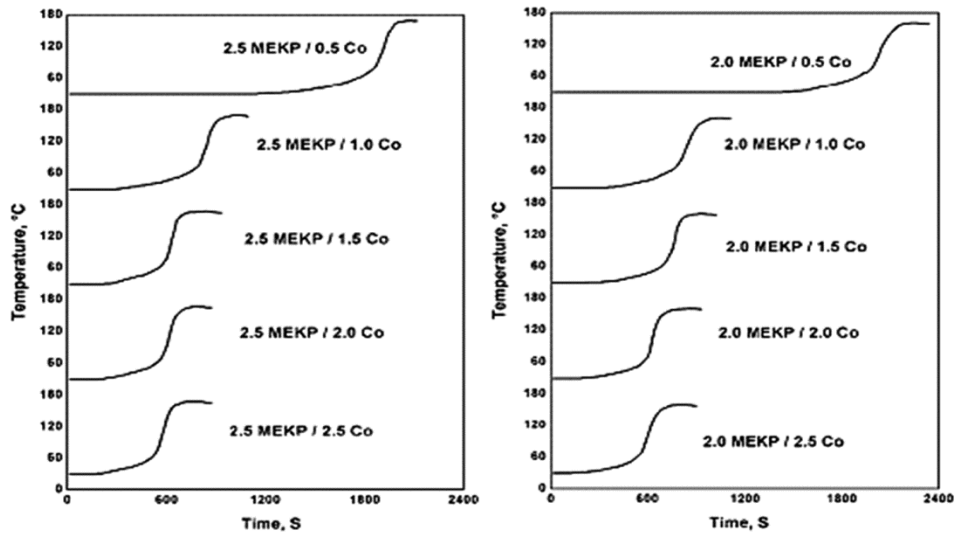


Fig. 6 — Examine the exotherm of USP resin synthesis at numerous initiator and promoter ratio¹³⁹.

determinate exothermal influence. Hence, all moulding procedures comprising application of resin on to the strengthening fibre has to be accomplished earlier the gelation point^{135, 136}. The exothermic nature was increased by the exothermal influence of curing of resin describes warping, size shrinkage, polymer degradation, residual stress, smoke, cracking, *etc.* Therefore, to accomplish excellent product quality, the gelation of resin and reaction of curing has to arise in a secure method. The combination ratios of curing material can transform the conversions stage and the warmth developing property of curing of the resin. Later, a careful selection of catalyst and promoter ratios can escape to decreased short time and gel time exothermic mechanisms^{137, 138}. In the previous study, describes the variation in temperature with time in curing of the USP resin synthesis at numerous catalyst and promoter ratio. The temperature *vs.* time graphs shown in Fig. 6¹³⁹, the temperature increase behavior and the least necessary time for the resin graph by a specific ratio of catalyst and promoter.

An acid-base titration process determined the acid value of the USP resin. The titration method is useful in determining the carboxyl group concentration of the USP resin but does not allow the determination of the hydroxyl groups. According to Chaiechian *et al.*¹⁴⁰, the glycolized products were polyesterified with phthalic anhydride (PA) and maleic anhydride (MA),for USP resin produced from both kinds of glycolized materials, the alteration of acid value as a reaction time of a function is shown in Fig. 7¹⁴¹. It is described that the GPCi poly-condensation combination with anhydrides is higher than that of

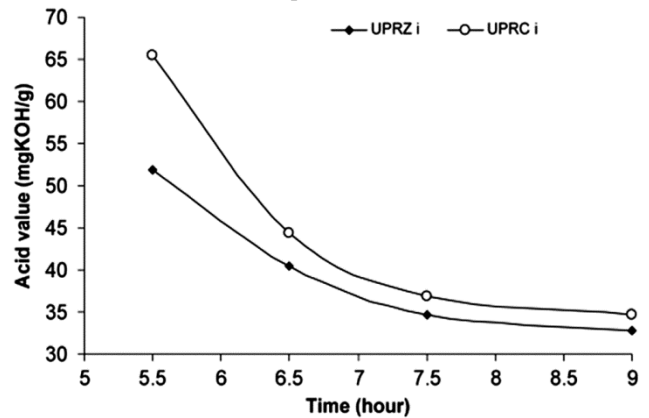


Fig. 7 — The acid value of USP resin prepared by polyesterification reaction¹⁴⁰.

GPZi. Also, the highest difference of acid value in the GPCi poly esterification is a sign of more acid consumption and higher reaction progress of UPRCi.

9 Applications of Recycled PET (rPET)

Recycled PET products have found many uses and are being employed in place of the virgin PET. Venkatachalam *et al.*,¹⁴² reported that the rPET is being used for the manufacture of artificial fibres, packaging films, recording and photographic reels, containers for domestic products, pharmaceutical products as well as in the fabrication of numerous varieties of engineering plastic components. In 2018, the global rPET market proportions were valued at USD 6.91 bn. It is estimated to register a CAGR of 7.4% throughout the prediction period. In current times, consumers have become acutely aware of environmental sustainability, which has promoted the

development of the rPET market. In addition, the ban on landfills announced

in several developed countries in Europe and North America is predicted to drive the rPET market over the forecast period. In terms of revenue, the market in the U.S. represented a sizeable share in the overall revenue in 2018. It is predicted to improve at a 7.9% CAGR over the estimated period. The U.S. is not only the biggest market of rPET in North America but also one of the largest markets internationally¹⁴³. At a Met Gala function held a few years back in New York City, USA, an actress was shown attired in a dress (gown), made by a leading garment manufacturer, which was crafted from three different fabrics, totally woven from yarns made by recycled PET bottles¹⁴⁴.

10 Application of Polymer Concrete (PC)

PC is developed by combination of polyester resin, sand, filler, and aggregate. The polyester

resin performs as a binder of the other constituent materials¹⁴⁵. Numerous studies of polymer concrete have characterized the PC of different ratios. Investigators examined the impacts of different types of resin and amount, the effects of different kinds of fillers to grow the durability or mechanical properties and to decrease the expenses^{146, 147, 148}.

Polymer concrete is widely used for repair of civil engineering structures due to its easy preparation, rapid hardening, high strength, good abrasion behavior, resistance to corrosive agents, frost resistance *etc.*¹⁴⁹⁻¹⁵³. Polymer concrete is used for repair of bridges, buildings, highways (road) repair, underground tunnels, sewer pipes, panels in building a structure or as attractive elements, swimming pools, tanks *etc.*^{154, 155}. Table 5, described the brief details of the numerous kinds of mix design and their effect on the polymer concrete properties⁽¹⁵⁶⁻¹⁶²⁾.

Table 5 — Brief detail of mechanical properties of polymer concrete.

Mix Design	Variable	Mechanical Properties	Brief of Summary	Reference
Polyester Resin, Andesite, River sand, Calcium Carbonate mixed with resin.	Mix composition based on curing conditions, maximum bulk density, water content of aggregates	Compressive Strength (CS)	(i) Proposed mixed design: Calcium Carbonate = (11.25%), Polyester Resin = (11.25%), Andesite (5-20mm) = 29.1%, Sand (1.2 to 5 mm) = 9.6%, Sand (less than 1.2mm) = 38.8% (ii) Mechanical properties decrease with H ₂ O content increase in aggregate, higher content of H ₂ O shall be limited to 0.1%.	156
Polyester Resin, Ottawa sand	Temperature effect, Polyester resin (%) preparation method of PC (vibration and compaction)	Compressive strength, Flexural strength	(i) Moulding with compaction was found to have improved results than moulding with vibration. (ii) Higher flexural and compression modulus is examined in range with 14-16% polyester resin content (wt.)	157
Polyester resin from PET waste, 10mm Pea gravel, river sand of fineness module 3.25, Fly ash	Curing time	Compressive strength, flexural strength	(i) Authors proposed a mixed design containing 45% pea gravel, 32% sand, 13% fly ash and 10% polyester resin, (ii) The strength characteristics and behaviour of reinforced and unreinforced PC using USP resin based on recycled PET plastic waste are reported.	158
Polyester Resin, Coarse aggregate (pea gravel) and sand (fine aggregate) Oven desiccated (minimum of 24 h at 125°C), Fly ash.	Fly ash content	Compressive strength	(i) Fly ash was replaced 15% of sand, outcomes shown compressive strength increase 30%.	159
Polyester Resin, Granite	stainless steel fibres with copper coated (length /diameter ratio of 70)	Compressive strength	(i) PC properties were improved with adding of steel fibres. (ii) The steel fibre reinforced PC compressive strength is higher than the PC compressive strength	160

(Contd.)

Table 5 — Brief detail of mechanical properties of polymer concrete. (*Contd.*)

Mix Design	Variable	Mechanical Properties	Brief of Summery	Reference
Polyester Resin, Calcium Carbonate, Crushed granite (58%) Sand (21.8%),	-----	Flexural Strength, Compressive Strength,	CS range 90 -108 MPa has been reported.	161
Polyester Resin, Blasting Sand	Carbon and Glass fibre, 0-6% wt.	CS, Tensile Strength (TS), and damping ratio	(i) By mixing of 6% of glass fibre, the failure strain and compressive strength were 40% increase. (ii) By mixing carbon fibre, there are significant changes shown in mechanical properties.	162

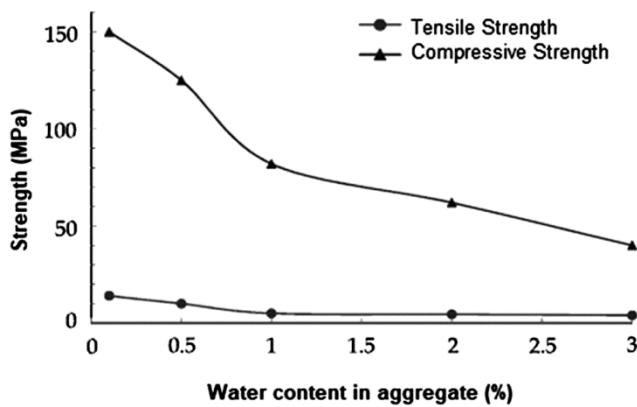


Fig. 8— Effect of the water content of aggregate on the strength of polymer concrete¹⁵⁹.

Jo and Kim¹⁶³, examined the physical characterizations of polymer concrete formed by consuming a resin prepared rPET from PET bottle and accomplished splitting tensile strength of 7.85 MPa, the flexural strength of 22.4 MPa, the compressive strength of 73.7 MPa, and elastic modulus of 27.9 GPa, at seven days. Jo *et al.*¹⁶⁴ examined the strength of PC prepared by using waste aggregates and rPET waste. The PC at 9% resin was narrowly un-affected *via* hydrochloric acid; however, the PC by 100% of waste aggregate presented week resistance of acid. Different acid-alkali mixtures did not assault the polymer concrete with 100% of recycled aggregates as examined by the variation of weight and compressive strength and the change of weight.

Temperature assisted dehydrating of the aggregates formerly mixing by resin has been recommended by many investigators. It has been described that the water content of the aggregate has a significant effect on the strength of the PC, as shown in Fig. 8. It has been stated that the % of moisture present in the aggregate shall be in a range of 0.1% to 0.5% for improved mechanical strengths.

It is identified that the contact to water for neat polyester does not cause much decrease in its properties. Hence, it is clear that the most leading factor for the decrease in the strength of polymer concrete is possibly the degradation of the interface due to water dispersion into polymer concrete.

11 Conclusions

In this review, the article presents the sorting methods for recycling MSW. Several components of sorting systems containing waste management system, imaging (X-ray, NIR, *etc.*), and an enormous collection of segregating methods (triboelectric, magnetic, *etc.*) are reviewed in this article. In specific, this review representation of effective methods of waste segregation, and waste management procedures especially for the plastic/packaging (polyethylene terephthalate) waste and recycled waste used and conversion into value-added waste in polymer concrete.

Several of studied, developments of plastic/packaging waste sorting schemes have adopted in developed nations. In developed nations, waste separation from the source into recyclables is widespread. Hence, many sorting wastes schemes have been developed and are appropriate mainly for the mechanical separation of waste from source-separated. The segregation at source is generally not executed in developing nations due to the very inadequate collection from door to door and absence of awareness. As an outcome, the collection of waste is to accumulate condition and is later discarded in landfills. Hereafter, sorting of waste is accomplished physical, and exposures involved labors to a toxic and harmful environment. Hence, essential exists to simplify the labors involved in the separation of miscellaneous waste with mechanical techniques to develop protection and proficiency. It is impervious to develop cost-effective and persistent mechanically sorting of waste

equipment for resolving the difficulties of waste management in developing nations and also as such, no methods previously adopted for separation of multilayer packaging films are found suitable and conventional for all packaging film. A suitable and effective method is required for effective separation of different layers.

After recycling of MSW waste and plastic/packaging waste enormous research also has been stated related the significance of strengthening of polymer concrete (PC) by addition of several kinds of waste such as mixed waste, recycled PET such as PET bottle chips, rPET resin, recycled polyester fibres. Different types of fibres such as glass, steel, carbon and polyester fibre have been mixed in PC in the different ratio for improvement of its Mechanical strength of polymer concrete. The toughness and strength of PC were also increasing with the mixing of fibres. Various types of aggregates have been used by the investigators such as easily available materials and recycled waste to decrease the cost. The uses of sand, granite, crushed stone, gravel and quartz, has been described. Present time no prescribed mix ratio and standard for aggregate grading are presented for PC and, hence, several optimized mix ratio is stated in the literature. These mixed designs are based on various optimization measures such as bulk density, void content, and Fuller's curve have been established for numerous kinds of aggregates. A few experimental ratios are given in the research to examine the proportion of coarse and fine aggregates for procurement the minimum void percentage.

Acknowledgement

Authors are grateful to the Director of CSIR-Central Institute of Mining and Fuel Research for their kind support and permission to prepare and submit this paper. Thanks, are also to Dr. I. Ahmad (EX-Coordinator of AcSIR, CSIR-CIMFR) and Dr. Sudip Maity (Coordinator of AcSIR, CSIR-CIMFR) for their continuous encouragement to the principal author. The authors wish to acknowledge and appreciate the financial support given by the University Grants Commission (UGC), New Delhi, India to the principal author for carrying out this work. The authors are also thankful to the editors for allowing contributing this paper.

Conflict of interest

No conflict of interest declared by authors.

References

- 1 Simpson J M, *Synthesis and characterization of unsaturated polyesters for use in multi-vesiculated particles (MVPs)*, M.Sc thesis, University of Stellenbosch, South Africa, 2010.
- 2 Kawai K & Tasaki T, *J Mater Cycles Waste*, 18 (2016) 1.
- 3 Leng Z, Padhan RK & Sreeram A, *J Clean Prod*, 180 (2018) 682.
- 4 Atta A M, El-Kafrawy A F, Aly M H & Abdel-Aziz A, *Prog Org Coating*, 58 (2007) 13.
- 5 Imran M, Kim D H, Al-Masry W A, Mahmood A, Hassan A, Haider S & Ramay S M, *Polym Degrad Stabil*, 98 (2013) 904.
- 6 Geyer R, Jambeck J & Law K, *Sci Adv*, 3 (2017) e1700782.
- 7 Löhr A, Savelli H, Beunen R, Kalz M, Ragas A & Belleghem F V, *Curr Opin Env Sust*, 28 (2017) 90.
- 8 Jambeck J R, Geyer R, Wilcox C, Siegler T R, Perryman M, Andrady A, Narayan R & Law K L, *Science*, 347 (2015) 768.
- 9 Mumladze T, Yousef S, Tatarants M, Kriükienė R, Makarevicius V & Lukošiušė S I, *Green Chem*, 20 (2018) 3604.
- 10 Bonifazi G, Serranti S, *Recycling Technologies*, In: Meyers, R.A. (Ed.), *Encyclopedia of Sustainability Science and Technology*, (Springer, LLC) p. 8794–8848 (2012).
- 11 Krivtsova G B, Pimenov A N & Petukhov V V, *Metallurgist*, 53 (2009) 524.
- 12 Luciani V, Bonifazi G, Rem P & Serranti S, *Waste Manage*, 45 (2015) 118.
- 13 Hu B, *Magnetic Density Separation of Polyolefin Wastes*, Ph.D. thesis, Delft University of Technology, TU Delft, 2014.
- 14 Muchova L, Bakker E & Rem P, *Water Air Soil Poll*, 9 (2009) 107.
- 15 Bakker E J, Rem P C & Fraunholz N, *Waste Manage*, 29 (2009) 1712.
- 16 Al-Salem S M, Lettieri P & Baeyens J, *Waste Manage*, 29 (2009) 2625.
- 17 Yuan H, Fu S, Tan W, He J & Wu K, *Waste Manage*, 45 (2015) 108.
- 18 Lowell J & Rose-Innes A C, *Adv Phys*, 29 (1980) 947.
- 19 Li J, Wu G & Xu Z, *Waste Manage*, 35 (2015) 36.
- 20 Xiao C, Allen L & Biddle M B, *Electrostatic separation and recovery of mixed plastics*, Society of Plastics Engineers (SPE), Annual Recycling Conference (ARC) (1999).
- 21 Genta M, Iwaya T, Sasaki M & Goto M, *Waste Manage*, 27 (2007) 1167.
- 22 Zhang S, Forssberg E, Arvidson B & Moss W, *Resour Conserv Recy*, 25 (1999) 215.
- 23 Dodbiba G, Shibayama A, Miyazaki T & Fujita T, *Magn Electr Separ*, 11 (2001) 63.
- 24 Pita F & Castilho A, *Waste Manage*, 48 (2016) 89.
- 25 Cazacliu B, Sampaio CH, Miltzarek G, Petter C, Le Guen L, Paranhos R, *J Clean Prod*, 66 (2014) 46.
- 26 Fraunholz N, *Miner Eng*, 17 (2004) 261.
- 27 Patachia S, Moldovan A, Tiorean M & Baltes L, *Proc 26th Int Conf Solid Waste Technol Manage*, 2011.
- 28 Wang H, Chen XL, Bai Y, Guo C & Zhang L, *Waste Manage*, 32 (2012) 1297.
- 29 Arai S, Ito S, Oi E, Yotsumoto H, Kikuchi E & Sakamoto H, *Proc Annual Meeting MIMI J*, Japan, (1995) 110.

- 30 Ito S, Hasuda T & Arai S, *Proc 5th Int Symp East Asian Recycling Technol*, (15–17 June 1999, Tsukuba, Japan) (1999) 273.
- 31 Nakajima J, Nakazawa H, Sato H & Kudo Y J, *J MMIJ*, 117 (2001) 123.
- 32 Wang C Q, Wang H, Fu J G & Liu Y N, *Waste Manage*, 41 (2015) 28.
- 33 Rahman M O, Hussain A & Basri H, *Int J Environ Sci Technol*, 11 (2014) 551.
- 34 Wu G, Li J & Xu Z, *Waste Manage*, 33 (2013) 585.
- 35 Gaustad G, Olivetti E & Kirchain R, *Resour Conserv Recy*, 58 (2012) 79.
- 36 Shapiro M & Galperin V, *Chem Eng Process*, 44 (2005) 279.
- 37 Dodbiba G & Fujita T, *Phys Separ Sci Eng*, 13 (2004) 165.
- 38 Williams P C, Implementation of Near-Infrared Technology. In P. C. Williams, & K. Norris (Eds.), St. Paul, (Minnesota, USA) 2nd Eds.: American Association of Cereal Chemists, (2001), ISBN: 978-1-891127-24-3 p. 312.
- 39 Lang G, *Instrument Control Sys*, 64 (1991) 99.
- 40 Pickuth A, In: *Near Infrared Spectrometry*, Horwood, Chichester, (1992) 153.
- 41 Fuller M P, Meyers M E, *Microchim Acta*, 1 (1988) 31.
- 42 Florestan J, Lachambre A, Mermilliod N, Boulou J C & Marfisi C, *Resour Conserv Recy*, 10 (1994) 67.
- 43 Inada K, Matsuda R, Fujiwara C, Nomura M, Tamon T & Nishihara I, *Resour Conserv Recy*, 33 (2001) 131.
- 44 Marques G A & Tenório J A S, *Waste Manage*, 20 (2002) 265.
- 45 Pascoe R & Connell O, *B Miner Eng*, 16 (2003) 1205.
- 46 Saisinchai S, *Eng J*, 18 (2013) 45.
- 47 Shen H, Forssberg E, Pugh R J, *Resour Conserv Recy*, 33 (2001) 37.
- 48 Pongstabodee S, Kunachitpimol N & Damronglerd S, *Waste Manage*, 28 (2008) 475.
- 49 Dodbiba G, Haruki N, Shibayama A, Miyazaki T & Fujita T, *Int J Miner Process*, 65 (2002) 11.
- 50 Kangal M O, *Min Proc Ext Met Rev*, 31 (2010) 214.
- 51 Wang H, Wang C Q, Fu J G & Gu G H, *Waste Manage*, 34 (2014) 309.
- 52 Kaiser K, Schmid M & Schlummer M, *Recycling*, 3 (2017) 1.
- 53 Sharuddin S D A, Abnisa F, Daud W M A W & Aroua M K, *Waste Manage*, 115 (2016) 308.
- 54 López A, De Marco I, Caballero B M, Adrados A & Laresgoiti M F, *Waste Manage*, 31 (2011) 1852.
- 55 Hernández M R, Garcia A N & Marcilla A, *J Anal Appl Pyrol*, 73 (2005) 314.
- 56 Park D W, Hwang E Y, Kim J R, Choi J K, Kim Y A & Woo H C, *Polym Degrad Stab*, 65 (1999) 193.
- 57 Ferronato N, Torretta V, *Int J Environ Res Public Health*, 16 (2019) 1060.
- 58 Westinghouse Plasma Corporation: Hazardous Waste Brochure.pdf. 15 July 2014.
- 59 Brems A, Baeyens J, Vandecasteele C, Dewil R, *Japca J Air Waste Ma*, 61 (2011) 721.
- 60 Brems A, Dewil R, Baeyens J & Zhang R, *Natural Sci*, 5 (2013) 695.
- 61 Matsunami J, Yoshida S, Yokota O, Nezuka M, Tsuji M & Tamaura Y, *Sol Energy*, 65 (1999) 21.
- 62 Thomas E K, *Method and apparatus for separation and recovery of the components from foil-containing laminates*. US 5,246,116, United States, 21 September 1992.
- 63 Carta D, Cao G & D'Angeli C, *Environ Sci Pollut R*, 10 (2003) 390.
- 64 Yamaye M, Hashime T, Yamamoto K, *Ind Eng Chem Res*, 4 (2002) 3993.
- 65 Chen CH, Chen C Y, Lo Y, Mao C & Liao W T, *J Appl Polym Sci*, 80 (2001a) 956.
- 66 Chen CH, Chen C Y, Lo Y, Mao C & Liao W T, *J Appl Polym Sci*, 80 (2001b) 943.
- 67 Kosmidis V A, Achilias D S, Karayannidis G P, *Macromol Mater Eng*, 286 (2001) 640.
- 68 Subramian PM, *Resour Conserv Recy*, 28 (2000) 253.
- 69 Sirek M & Jirousek J, Patent WO/2001/068581, 20 Sept 2001.
- 70 Güçlü G, Yalçınıyuva T, Özgümüş S & Orbay M, *Thermochimi Acta*, 404 (2003) 193.
- 71 Grause G, Kaminsky W & Fahrbach G, *Polym Degrad Stab*, 55 (2004) 571.
- 72 Rosmaninho MG, Jardim E, Moura FCC, Ferreira GL, Thom V & Yoshida MI, *J Appl Polym Sci*, 102 (2006) 5284.
- 73 Kurokawa H, Ohshima M, Sugiyama K & Miura H, *Polym Degrad Stab*, 79 (2003) 529.
- 74 Firas A & Dumitru P, *Eur Polym J*, 41 (2005) 1453.
- 75 Ikladios N E, *J Elastom Plast*, 32 (2000) 140.
- 76 Karayannidis G, Nikolaidis A, Sideridou I, Bikiaris D & Achilias D, *Mater Eng*, 291 (2006) 1338.
- 77 Pardal F & Tersac G, *Polym Degrad Stab*, 91 (2006) 2809.
- 78 Pardal F & Tersac G, *Polym Degrad Stab*, 92 (2007) 611.
- 79 Cakić S, Ristić I, M-Cincović M, Nikolić N, Ilić O, Stojiljković D & B-Simendić J, *Prog Org Coat*, 74 (2012) 115.
- 80 Japan Patent, Chemical Recycling of Poly (ethylene terephthalate). 3. Preparation of N, N-dibutyl terephthalamide and N, N'-diallyl terephthalamide via One-pot-two-step degradation process. JP 03A0649522, Japan Patent 2001.
- 81 Spychaj T, Fabryey E, Spychaj S & Kacperski M, *Waste Manage*, 3 (2001) 24.
- 82 Shukla S R & Harad A M, *Degrad Stab*, 91 (2006) 1850.
- 83 Hoang C N & Dang Y H, *Polym Degrad Stab*, 98 (2013) 697.
- 84 Jain A & Soni R K, *J Polym Res*, 14 (2007) 475.
- 85 El-Mejjatti A, Harit T, Riahi A, Khiari R, Bouabdallah I & Malek F, *eXPRESS Polymer Lett*, 8 (2014) 544.
- 86 Bartolome L, Imran M, Cho B G, Al-Masry W A & Kim D H, In: Achilias, D. (ed.) *Material Recycling—Trends and Perspectives*, pp. 65–84. INTECH, Rijeka, Croatia, 2012.
- 87 McDowell JT & Klusio NC, *Process for reclaiming linear terephthalate polyester*, US 3222299, United States 7 December 1965.
- 88 Khoonkari M, Haghghi A H, Sefidbakht Y, Shekoochi K & Ghaderian A, *Inter J Polym Sci*, 2015 (2015) 1.
- 89 Pingale N, Palekar V & Shukla S, *J Appl Polym Sci*, 115 (2010) 249.
- 90 Abdelaal M Y, Sobahi T R & Makki M S I, *Int J Polym Mater*, 57 (2008) 73.
- 91 Abdelaal M Y, Sobahi T R & Makki M S I, *Constr Build Mater*, 25 (2011) 3267.
- 92 Shukla S & Kulkarni K, *J Appl Polym Sci*, 85 (2002) 1765.
- 93 Troev K, Grancharov G, Tsevi R & Gitsov I, *J Appl Polym Sci*, 90 (2003) 1148.

- 94 Xi G, Lu M & Sun C, *Polym Degrad Stab*, 87 (2005) 117.
- 95 Shukla S R & Harad AM, *J Appl Polym Sci*, 97(2005) 513.
- 96 Shukla S, Palekar V & Pingale N, *J Appl Polym Sci*, 110 (2008) 501.
- 97 Sinha V, Patel M R & Patel J V, *J Polym Envir*, 18 (2008) 8.
- 98 Patterson J, *Continuous depolymerization of poly (ethylene terephthalate) via reactive extrusion*, Ph.D. thesis, North Carolina State University, North Carolina 2007.
- 99 Paszun D, Spychaj T, *Ind Eng Chem Res*, 36 (1997) 1373.
- 100 Bergerioux C, *Easy-to-Recycle Laminated Material for Packaging Use*. US5506036 A, United States, 9 April 1996.
- 101 Mukhopadhyay A, *Process of Delamination of Multi-Layer Laminated Packaging Industrial Refuse.*, US20040054018 A1, United States, 18 March 2004.
- 102 Kernbaum S, Seibt H, *Separating Fluid, Method and System for Separating Multilayer Systems*, US20130319618 A1, United States, 5 December 2013.
- 103 Perick M, *Method for Recycling Plastics from a Film Packaging Bag, Film Packaging Bag and Film Composite Sheet for Manufacturing a Film Packaging Bag* EP3059061 A1, Europe, 24 August 2016.
- 104 Patel K M, Vaviya M M & Patel M H, *Process for Recovering Low-Density Polyethylene from Flexible Packaging Material*, WO15159301 A3, 21 January 2016.
- 105 Kulkarni A K, Daneshvarhosseini S & Yoshida H, *J Supercrit Fluid*, 55 (2011) 992.
- 106 Cinelli P, Schmid M, Bugnicourt E, Coltelli M & Lazzeri A, *Mater*, 9 (2016) 473.
- 107 Benzing K, Fleig J, Feiss D & Rott H, *Separating Aluminum-Containing Composites, E.g. For Recycling Packaging Materials, Involves Treatment with Alkali Solution to Dissolve Aluminum and Precipitate Other Materials*, DE10102554 A1, 25 July 2002.
- 108 Mukhopadhyay A, *Process for Delamination of Laminated Packaging*, EP2516526 A2, Europe, 31 October 2012.
- 109 Sinha V, Patel M R & Patel J V, *J Polym Envir*, 18 (2010) 8.
- 110 Makkam S & Harnnarongchai W, *Energy Procedia*, 56 (2014) 547.
- 111 Ikenaga K, Inoue T & Kusakabe K, *Procedia Eng*, 148 (2016) 314.
- 112 Al-Sabagh AM, Yehia FZ, GhEshaq Rabie A M & El-Metwally AE, *Egypt J Petrol*, 25 (2016) 53.
- 113 Awaja F & Pavel D, *Eur Polym J*, 41 (2005) 1453.
- 114 Chen J Y, Ou C F, Hu Y C & Lin C C, *J Appl Polym Sci*, 42 (1991) 1501.
- 115 Al-tamimi R K, Khalaf M N, Sabri M & Sabri L, *J Mater Environ Sci*, 2 (2011) 88.
- 116 Atta A M, El-Karawy A F, Aly M H & Abdel-Aziz AA, *Prog Org Coat*, 58 (2007) 13.
- 117 Chen C H, *J Appl Polym Sci*, 87 (2003) 2004.
- 118 Mishra S & Goje A S, *J Appl Polym Sci*, 87 (2003) 1569.
- 119 Farahat M S & Nikles D E, *Macromol Mater Eng*, 286 (2001) 695.
- 120 Ghaemy M & Mossaddegh K, *Polym Degrad Stab*, 90 (2005) 570.
- 121 Farahat M S & Nikles D E, *Macromol Mater Eng*, 287 (2002) 353.
- 122 Baliga S & Wong WT, *J Polym Sci Pol Chem*, 27 (1989) 2071.
- 123 Troev K, Granchrov G, Tsevi R & Gitsov I, *J Appl Polym Sci*, 90 (2003) 1148.
- 124 Goje A S & Mishra S, *Mater Eng*, 288 (2003) 326.
- 125 Ishida H & Douglas J A, *J Appl Polym Sci*, 79 (2001) 406.
- 126 Devillard M, *Polym Compos*, 26(2005) 74.
- 127 Muzumdar S V & Lee L, *J Appl Polym Sci*, 31 (1991) 1647.
- 128 Laza J M, Julian C A, Larrauri E, Rodriguez M & Leon L M, *Polymer*, 40 (1998) 35.
- 129 Penczek P, Czub P & Pieliowski J, *J Appl Polym Sci*, 184 (2005) 1.
- 130 Chaechian S, Pourmahdian S & Taromi F A, *Des Monomers Polym*, 11 (2008) 187.
- 131 Kuppasamy R R P, Neogi S B, *Mater Sci*, 7 (2013) 1217.
- 132 Venkatachalam S, Nayak S G, Labde J V, Gharal P R, Rao K & Kelkar A K, *In Tech, Rijeka, Croatia* (2012) 75, ISBN 978-953-51-0770-5.
- 133 Borowicz M, Paciorek-Sadowska J, Isbrandt M, Grzybowski L & Czupryński B, *Polymers (Basel)*, 11(2019) 1963.
- 134 Sarioğlu E, Kaynak H K, Polyester, *Intechopen*, EU (Turkey) (2017) ISBN: 978-953-51-3881-5.
- 135 Barbuta M, Agavrioloia L, Harja M, Lepadatu D & Nicuta A, 2013 Proceedings of 13th International conference VSU'2013, Sofia, Bulgaria, 6 – 7 June, Tom III, Vol. III (VI), p. 96, [ISSN: 1314-071X].
- 136 Jawaid M, Abdul Khalil H P S, Hassan A, Dugani R & Hadiyane A, *Compos Part B-Eng*, 45 (2013) 619.
- 137 Lokuge W & Aravinthan T, *Mater Des*, 51 (2013) 175.
- 138 Reis J M L & Ferreira A J M, *Constr Build Mater*, 20 (2006) 888.
- 139 Garbacz A & Sokolovska J J, *Constr Build Mater*, 38 (2013) 689.
- 140 Agavrioloia L, St. Oprea, Barbuta M & Luca C, *Constr Build Mater*, 12 (2012) 190.
- 141 Kaya A, Kar F, *Constr Build Mater*, 102 (2016) 572.
- 142 Ribeiro M C S, Tavares C M L & Ferreira A J M, *J Polym Eng*, 22 (2002) 27.
- 143 Heidari-Rarani M, Aliha M R M, Shokrieh M M & Ayatollahi M R, *Constr Build Mater*, 64 (2014) 308.
- 144 Elalaoui O, Ghorbel E, Mignot V & Ben Oueddou M, *Constr Build Mater*, 27 (2012) 415.
- 145 Ohama Y, *Amer Conc*, 1 (1973) 283.
- 146 Vipulanandan C, *Cement Concrete Res*, 17 (1987) 219.
- 147 Rebeiz K, *Constr Build Mater*, 10 (1996) 215.
- 148 Rebeiz K, Serhal S P & Craft A P, *J Mater Civil Eng*, 16 (2004) 15.
- 149 Xu P, Yu Y, *J Coal Sci Eng (China)*, 14 (2008) 689.
- 150 Maksimov R D, *Mech Compos Mater*, 35 (1999) 99.
- 151 Sett K, Vipulanandan C, *Acta Mater J*, 101 (2004) 30.
- 152 Jo B W, Park SK & Kim CH, *ACI Struct J*, 103 (2006) 219.
- 153 Jo B W, Park S K & Park JC, *Constr Build Mater*, 22 (2008) 2281.