



Bio-efficacy of egg parasitoid, *Trichogramma chilonis* (Ishii) against spotted stem borer, *Chilo partellus* (Swinhoe) in *Kharif* maize

G Singh^{a,b,*,+}, M S Jaglan^c & T Verma^d

^aHawkesbury Institute for the Environment, Western Sydney University, Penrith, New South Wales, Australia, 2751

^bDepartment of Entomology, CCS Haryana Agricultural University, Hisar, India, 125004

^cCCS Haryana Agricultural University, Regional Research Station, Karnal, India, 132001

^dAgricultural Technology Information Centre, CCS Haryana Agricultural University, Hisar, India, 125004

*Email: ⁺Gaurav.ssingh0001@gmail.com

Received 21 May 2019; revised 09 March 2020

Maize stem borer, *Chilo partellus*, is a serious pest of maize in India. Insecticides are not the right choice as larvae feed internally. Moreover, the indiscriminate use of pesticides increases the cost and accounts for health and environmental hazards. Adopting non-chemical methods such as biological control is an important strategy for effective suppression of the pest population. Biological control agents such as egg parasitoids, *Trichogramma* spp. (Hymenoptera: Trichogrammatidae) substantially reduce the pest population and are widely used against lepidopteran insect-pests. We studied the efficacy of egg parasitoid, *T. chilonis* against *C. partellus* in *Kharif* maize and recorded maximum egg parasitism by *T. chilonis* when released twice at higher rates (i.e. 1,25,000 and 1,00,000 parasitized eggs ha⁻¹). However, treatments with low release rates (one and two releases @ 75,000 parasitized eggs ha⁻¹, one release @ 1,00,000 parasitized eggs ha⁻¹) experienced significantly high plant damage and did not provide satisfactory monetary returns. In contrast, treatments with higher release rates (i.e. *T. chilonis* @ 1,25,000 parasitized eggs ha⁻¹ at 7 and 14 DAG; *T. chilonis* @ 1,00,000 parasitized eggs ha⁻¹ at 7 and 14 DAG) effectively suppressed plant infestation, dead heart formation and leaf injury by *C. partellus*. These treatments were statistically comparable with chemical control (dimethoate @ 660ml ha⁻¹ at 7 DAG). It can be concluded that one release of *T. chilonis* is insufficient, and two releases are required for effective management of *C. partellus*. *T. chilonis* provides the best result when released twice @ 1,25,000 parasitized eggs ha⁻¹ at 7 and 14 DAG (B:C ratio=1.42) which is at par with two releases @ 1,00,000 parasitized eggs ha⁻¹ (B:C ratio=1.41). Although pesticide-treated plots (Dimethoate 30 EC @ 660 ml/ha at 7 DAG) provide a satisfactory monetary return, they are not environmentally compatible and ecologically viable for the long run.

Keywords: Biological control, *Chilo partellus*, Net economic return, Parasitization, *Trichogramma chilonis*

IPC Code: Int. Cl.²⁰: B01D 53/84, A01N 63/02, D04C 5/02, H01Q 5/385

Maize (*Zea mays* L.) is a staple food crop and important dietary component, especially in several African countries¹. Maize has the highest production among cereals followed by rice and wheat². It is majorly used for livestock feeding, ethanol production, starch and oil extraction, and human consumption. Maize has a wider genetic base and an extraordinary level of genotypic diversity which enables it to thrive in variable sets of the environment in more than 168 countries². Globally, maize is cultivated over 186.82 million ha with an annual production of 1147.62 million MT and productivity of 5.92 t/ha². India ensures a total production of 27.82 million MT over an area of 9.20 million ha²⁻³.

Although maize cultivation is increasing in India, its productivity is still lower (3.02 t/ha) compared to the world (5.92 t/ha)²⁻³.

Maize productivity is hampered by various abiotic and biotic factors and among them, spotted stem borer, *C. partellus* (Swinhoe) (Lepidoptera: Crambidae) is a serious pest. It is more damaging in north India during the *Kharif* season and poses a serious problem in maize and sorghum-based cropping systems⁴⁻⁶. However, it also feeds on paddy, sugarcane and millets⁷⁻⁹. The infestation starts from 1-2 weeks after germination when newly emerged larva enters the plant whorl, scraps-off the chlorophyll content and bores into the leaf sheath, where it feeds on the growing stem of young plants^{10,11}. Leaf scrapping, window formation, pinhole and dead heart

*Corresponding author

formation, stem tunnelling, and stunted growth are the characteristics damaging symptoms¹⁰. It causes up to 80.4 per cent yield reduction in maize in different agro-climatic zones of India¹². Therefore, it is imperative to effectively suppress the pest population below economic threshold levels.

Various new and old generation insecticides are recommended against *C. partellus*, however, insecticides may not be the right choice due to internal feeding behaviour of *C. partellus*. Moreover, unwarranted use of insecticides directly increases the cost of cultivation, and account for health and environmental hazards. Besides, maize is used as a fodder and feed crop, therefore, insecticide residues in the crop are deleterious to livestock¹³. Adopting non-chemical methods of pest management such as biological control can be important in such crops. Biological control agents such as egg parasitoid, *Trichogramma* spp. (Hymenoptera: Trichogrammatidae) substantially reduce the pest population and are widely used against many lepidopteran insect-pests¹⁴. *Trichogramma* includes the most widely produced and applied natural enemies which have been studied in more than 50 countries and are commercially released on nearly 32 million ha of agricultural fields worldwide¹⁵⁻¹⁶. *Trichogramma chilonis* can effectively suppress *C. partellus* population and provide satisfactory monetary returns to farmers^{13,17-19}. It is reportedly more effective during early whorl stage and can naturally parasitize *C. partellus* eggs^{18,20}. Although egg parasitism by *T. chilonis* has been studied in other states of India, very little is known about its efficacy against *C. partellus* in Haryana. We aimed to utilize this research gap and assess the bio-efficacy of *T. chilonis* at differential releases against *C. partellus*. We hypothesized that inundative releases of *T. chilonis* can substantially increase egg parasitism and decrease plant infestation, and ultimately decreases crop losses. It enables us to standardize the application or release rate and help inform effective management tactics against *C. partellus* in maize which can provide monetary returns comparable to chemical control.

Methodology

This study was conducted at the research area of CCS Haryana Agricultural University, Regional Research Station, Karnal (Haryana) during *Kharif*, 2017. Maize hybrid, HM 10 was sown in the last week of June (26th SMW) by adopting 75 x 20 cm

spacing. The crop was raised as per the standard practices, recommended by CCS Haryana Agricultural University, except chemical control. Each field area was divided into nine plots (50 m² each) representing nine treatments (details are given below). Treatments were replicated three times in randomized block design (RBD) and isolated by 3 m distance to avoid movement of *T. chilonis* adults between the treatments²⁰. *T. chilonis* was released as tricho-cards containing *T. chilonis* parasitized eggs of *Corcyra cephalonica*, just before their emergence *i.e.*, roughly one week after parasitization. Tricho-cards were stapled uniformly to the underside of the central whorl leaves in two central rows of each plot during evening hours. Chemical control comprised of dimethoate 30 EC application which is recommended and widely used against *C. partellus* and other insect-pests in maize.

Treatments	Details	Time of release/ application
T ₁	<i>T. chilonis</i> parasitized eggs @ 75,000/ha	7 DAG
T ₂	<i>T. chilonis</i> parasitized eggs @ 1,00,000/ha	7 DAG
T ₃	<i>T. chilonis</i> parasitized eggs @ 1,25,000/ha	7 DAG
T ₄	<i>T. chilonis</i> parasitized eggs @ 75,000/ha	7 DAG, 14 DAG
T ₅	<i>T. chilonis</i> parasitized eggs @ 1,00,000/ha	7 DAG, 14 DAG
T ₆	<i>T. chilonis</i> parasitized eggs @ 1,25,000/ha	7 DAG, 14 DAG
T ₇	Dimethoate 30EC @ 660 ml/ha*	7 DAG
T ₈	Dimethoate 30EC @ 660ml/ha*	14 DAG
T ₉	Untreated Control	-

DAG: Days after germination; * spray volume: 500 L ha⁻¹

We recorded egg parasitization by using laboratory-reared eggs of *C. partellus*. After 24 hours of the release of *T. chilonis* parasitized eggs, one egg card containing 50 *C. partellus* eggs was placed in the whorl of the central row plant in each plot and collected back after 24 hours to examine under a microscope for parasitization¹⁸. Additionally, we tagged 100 plants per replicate to recorded plant infestation (PI), dead heart formation (DH) and leaf injury rating (LIR) at the weekly interval and pooled as average. LIR was recorded on 1-9 scale²¹. We also recorded the average grain yield per plot (converted to q ha⁻¹) after sun drying. We worked out the total variable cost and gross economic return to calculate the incremental cost: benefit ratio (ICBR) and net economic return from each treatment. The data on egg parasitism, plant infestation and dead heart formation was subjected to analysis of variance (ANOVA) by R-software²². Different treatment means were separated by Fisher's least significant difference (LSD) test at $\alpha=0.05$ ²³.

Results and Discussion

Egg parasitization

Inundative releases supplement *T. chilonis* natural population and increase egg parasitism in release rate-dependent manner ($F_{8,18}=311.7$; $p<0.001$; $LSD=3.89$) (Supplementary Table S1). Egg parasitism was significantly higher in treatments with two releases of *T. chilonis* parasitized eggs as compared to treatments with single release and controls (Fig. 1a and Table S1). Single release treatments were significantly better than chemical and untreated control (Fig. 1a and Table S1), however, the pest population re-established after a couple of weeks, suggesting that one release is not sufficient for effective pest suppression. In contrast, treatment with two releases of *T. chilonis* parasitized eggs @ 1,25,000 ha^{-1} recorded maximum egg parasitization (62.4%) which was statistically at par with two releases of *T. chilonis* parasitized eggs @ 1,00,000 ha^{-1} (60%) but differed significantly from all other treatments ($F_{8,18}=311.7$; $p<0.001$; $LSD=3.89$) (Fig. 1a and Table S1). Chemical treatment involving single spray of dimethoate 30 EC @ 660 ml ha^{-1} at 7 DAG recorded minimum eggs parasitization (3.5%) which was at par with one spray of dimethoate 30EC @ 660 ml ha^{-1} at 14 DAG (5.3%) (Fig. 1a and Table S1). Inundative releases of *T. chilonis* are reportedly effective against *C. partellus*^{13,24}. A similar level of egg parasitization by *T. chilonis* has been reported in different parts of India^{18,25-26}. *T. chilonis* parasitized 44.8% of *C. partellus* eggs as compared to chemical treatment (deltamethrin 2.8 EC @ 200 ml ha^{-1}) (1.00%) and untreated control (4.4%)²⁷. Biocontrol treatments involving *T. chilonis* recorded higher egg parasitism (31.18%) compared to farmers practise (2.30%) and untreated control (7.67%)¹⁷. Egg parasitism was low in chemical controls as compared to untreated control in the early stages. However, it was not significantly different (Table S1). This might be due to increased parasitism during later stages of crop. In contrast to our findings, some studies have shown the effectiveness of single release of *T. chilonis* @ 1,00,000 parasitized eggs ha^{-1} on 13-day-old maize crop²⁸. Deviation in results of our study may be due to different agro-climatic conditions of the region, level of pest infestation and, timing and rate of *T. chilonis* release.

Plant infestation and dead heart formation

Plant showing injury symptoms such as pinholes, shot holes, leaf scrapping, window formation, stem

tunnelling and boreholes were considered as infested. *T. chilonis* application significantly reduced plant infestation and dead heart formation as compared to untreated control ($F_{8,18}=46.5$; $p<0.001$; $LSD=3.73$; and $F_{8,18}=52.22$; $p<0.001$; $LSD=1.82$) (Fig. 1b, 1c and Table S1). Plant infestation and dead heart incidence were significantly lower with two releases of *T. chilonis* at all doses (75,000; 1,00,000; 1,25,000 parasitized eggs ha^{-1}) as compared to one release (Table S1). However, chemical control with dimethoate at 7 DAG suffered minimum plant damage (13.1%), comparable to treatments with two releases of *T. chilonis* @ 1,25,000 parasitized eggs ha^{-1} (13.6%) and 1,00,000 parasitized eggs ha^{-1} (16.6%, $LSD=3.89$), respectively (Table S1). Chemical control with dimethoate 30 EC @ 660ml ha^{-1} at 7 DAG, was least affected in terms of dead heart formation (3.0%). It was statistically at par with biocontrol treatment having two releases of *T. chilonis* @ 1,25,000 parasitized eggs ha^{-1} (3.8%) but differed significantly from treatment with two releases of *T. chilonis* @ 1,00,000 parasitized eggs ha^{-1} (5.0%, $LSD=1.82$) (Fig. 1c and Table S1). *T. chilonis* suppressed plant infestation and dead heart formation when released twice at higher rates (*i.e.* 1,25,000 and 1,00,000 parasitized eggs ha^{-1}). However, treatments with low release rates (one and two releases of *T. chilonis* @ 75,000 parasitized eggs ha^{-1} , one release @ 1,00,000 parasitized eggs ha^{-1}) experienced significantly higher plant damage and dead heart incidence and did not provide satisfactory control (Figure 1b and 1c, respectively). Nevertheless, timely release of *T. chilonis* @ 1,25,000 or 1,00,000 parasitized eggs ha^{-1} at 7 and 14 DAG, can substantially reduce *C. partellus* infestation. Treatment with two release of *T. chilonis* @ 1,25,000 parasitized eggs/ha had lower dead hearts as compared to other biocontrol treatments and untreated control¹³. Our findings are well supported by investigations in other parts of India^{13,17,29,30}. In contrast to our results, a single release of *T. chilonis* @ 1,00,00 parasitized eggs ha^{-1} significantly reduced plant infestation (14.3%) as compared to untreated control (33.0%)²⁷.

Leaf injury rating (LIR)

Leaf injury rating (0-9) is a pre-defined scale for *C. partellus* infestation in maize²¹. Treatments with two inundative releases of *T. chilonis* effectively reduced the leaf injury and initial damage by *C. partellus* as compared to untreated control ($F_{8,18}=11.82$; $p<0.001$; $LSD=0.90$) (Fig. 1d and

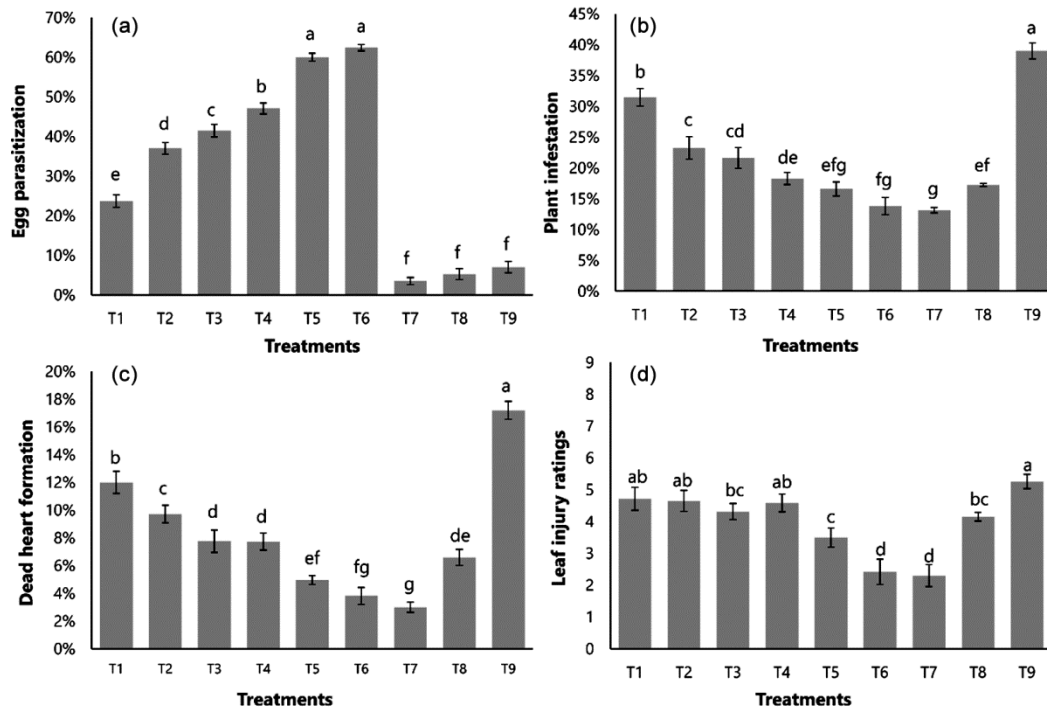


Fig. 1 — The extent of *C. partellus* egg parasitization by *T. chilonis* (a) and plant infestation (b), dead heart formation (c) and leaf damage (d) due to *C. partellus* infestation under different treatments. The columns represent the mean values and error bars denote the standard error (mean \pm SE). Bars with a different letter indicates that the treatments are significantly different based on Fisher's LSD at $\alpha=0.05$.

Table S1). However, one inundative release of *T. chilonis* parasitized eggs (@ 75,000, 1,00,000 and 1,25,000 ha^{-1}) did not substantially reduce the leaf injury as compared to untreated control ($F_{8,18}=11.82$; $p<0.001$; $\text{LSD}=0.90$) (Fig. 1d and Table S1). Leaf injury was minimum with one spray of dimethoate @ 660ml ha^{-1} at 7 DAG (LIR=2.30) and it was statistically similar to treatment with two inundative releases of *T. chilonis* @ 1,25,000 parasitized eggs ha^{-1} (LIR=2.4; $\text{LSD}=0.90$) (Fig. 1d). Comparatively, leaf injury was slightly higher with two releases of *T. chilonis* @ 1,00,000 parasitized eggs ha^{-1} at 7 and 14 DAG (LIR=3.5; $\text{LSD}=0.90$), however, it was significantly lower compared to all other treatments (Fig. 1d). Therefore, two inundative release of *T. chilonis* (either 1,00,000 or 1,25,000 parasitized eggs ha^{-1} at 7 and 14 DAG) are required to significantly reduce leaf injury by *C. partellus*¹³.

Average grain yield

Treatments with a single release of *T. chilonis* experienced lower average yield which did not differ significantly from untreated control ($F_{8,18}=3.90$; $p=0.008$; $\text{LSD}=9.10$) (Fig. 2 and Table S1). In contrast, treatment with two release of *T. chilonis* @ 1,00,000 parasitized eggs ha^{-1} recorded higher yield

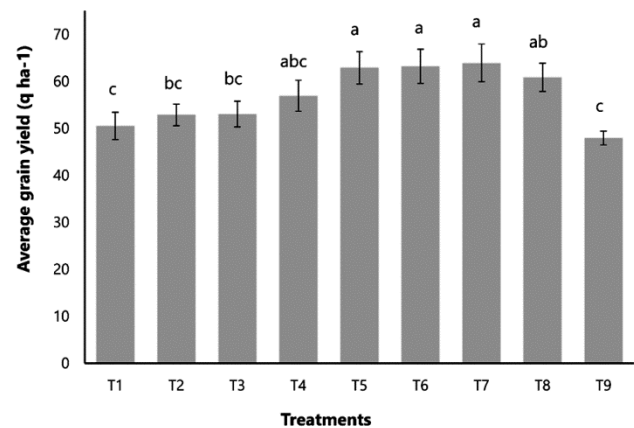


Fig. 2 — Average grain yield obtained from different treatments (converted in q ha^{-1}). The columns represent the mean values and error bars denote the standard error (mean \pm SE). Bars with a different letter indicates that the treatments are significantly different based on Fisher's LSD at $\alpha=0.05$.

(62.89 q ha^{-1}). However, average grain yield was maximum with one spray of dimethoate 30 EC @ 660 ml ha^{-1} (63.91 q ha^{-1}), which was statistically comparable with two release of *T. chilonis* @ 1,25,000 parasitized eggs ha^{-1} (63.20 q ha^{-1} , $\text{LSD}=9.10$) (Fig. 2). Thus, *T. chilonis* can be a good alternative to harmful insecticides and can provide satisfactory yield returns. Similarly, the higher yield

Table 1 — Benefit cost analysis of different biocontrol treatments and comparison with chemical controls

Treatments	Average yield (q ha ⁻¹)	Gross economic Return (₹ ha ⁻¹) [#]	Return over control (₹ ha ⁻¹)	Cost of treatment (₹ ha ⁻¹) [#]	Net profit from treatment (₹ ha ⁻¹) [#]	Incremental cost benefit ratio (ICBR)	Total variable cost (₹ ha ⁻¹) [#]	Net economic Return (₹ ha ⁻¹)	Cost: benefit Ratio (C:B)
T1	50.49	78245	3891	287.5	3604	1:12.54	68039	10206	1:1.15
T2	52.87	81862	7508	350	7158	1:20.45	68143	13719	1:1.20
T3	53.02	82090	7736	412.5	7324	1:17.76	68214	13876	1:1.20
T4	56.92	88018	13664	575	13089	1:22.76	68451	19567	1:1.29
T5	62.89	97093	22739	700	22039	1:31.48	68678	28415	1:1.41
T6	63.20	97564	23210	825	22385	1:27.13	68820	28744	1:1.42
T7	63.91	98643	24289	863	23426	1:27.14	68873	29770	1:1.43
T8	60.85	93992	19638	863	18775	1:21.76	68827	25165	1:1.37
T9	47.93	74354	-	-	-	-	67684	6670	1:1.10

For more details, see Table S2 (Supplementary)

was recorded with biocontrol treatment (*T. chilonis* @ 1,00,000 /ha) as compared to untreated control¹⁹. Average yield was also higher with two releases of *T. chilonis* @ 1,00,000 ha⁻¹ at a weekly interval as compared to untreated control²⁸.

Economic analysis of treatments

Incremental cost: benefit ratio (ICBR) and monetary return over control were calculated to ascertain the efficacy of different treatments in terms of benefit over incurred cost. ICBR and net economic return were higher in two release treatments as compared to a single release and untreated control (Fig. 3 and Table 1; for details see Supplementary Table S2). Highest ICBR (1:31.48) was recorded with two releases of *T. chilonis* parasitized eggs @ 1,00,000 ha⁻¹ followed by treatment having one spray of dimethoate 30EC @ 660 ml ha⁻¹ at 7 DAG (1:27.15), treatment with two releases of *T. chilonis* parasitized eggs @ 1,25,000/ha (1:27.13) and treatment (two releases of *T. chilonis* parasitized eggs @75,000 ha⁻¹) (1:22.76). However, treatment (one release of *T. chilonis* parasitized eggs @ 75,000 ha⁻¹ at 7 DAG) resulted in the lowest ICBR ratio (1:12.54) followed by treatment (one release of *T. chilonis* parasitized eggs @ 1,25,000 ha⁻¹ at 7 DAG) (1:17.76) (Table 1). Biocontrol treatments with two releases of *T. chilonis* (1,00,000 parasitized eggs ha⁻¹ or 1,25,000 parasitized eggs ha⁻¹) were comparable with chemical control (dimethoate @660 ml ha⁻¹) in terms of net economic return and benefit: cost (BC) ratio (Figure 3 and Table 1). Among biocontrol treatments, lowest B: C ratio was recorded with the single release of *T. chilonis* parasitized eggs @ 75,000 ha⁻¹ (1.15), followed by single release @ 1, 00,000 ha⁻¹ (1.20). However, it did not differ significantly from untreated

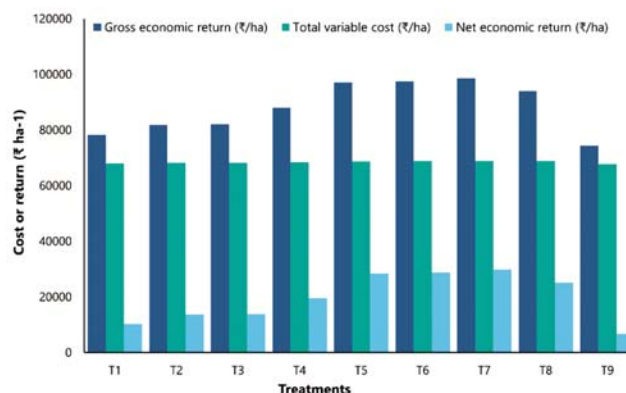


Fig. 3 — Economic analysis of different treatments. The columns represent the mean values.

control (1.10) which was the least profitable treatment among all (Table 1). Biocontrol treatments with two releases of *T. chilonis* (1,00,000 parasitized eggs ha⁻¹ or 1,25,000 parasitized eggs ha⁻¹) can provide satisfactory monetary returns to the farmers and it can be a good alternate to dimethoate foliar sprays²⁸.

Conclusions

T. chilonis was more effective when two releases were made at weekly interval during the early stages of crop growth as compared to a single release. The efficiency of *T. chilonis* increased with an increase in the number of parasitized eggs released. Higher plant infestation was recorded with single releases of *T. chilonis* which implies that one release is insufficient, and two releases are required for satisfactory control. We conclude that *T. chilonis* provide best results when released twice @ 1,25,000 parasitized eggs /ha at 7 and 14 DAG which is at par with two releases @ 1,00,000 parasitized eggs/ha. It provides a sufficient level of control against *C. partellus*, and also minimize environmental and

health hazards caused by repetitive use of pesticides. Further studies are required to access the compatibility of *T. chilonis* with other pest control methods such as microbial, botanicals, behavioural compounds and selective pesticides. *T. chilonis* can be integrated with other biocontrol agents such as larval parasitoid, *Cotesia flavipes*, which substantially reduces larval population in the mid and later stages of crop growth¹¹. One better way is to release *T. chilonis* twice at early whorl stage (7 and 14 DAG) and *C. flavipes* during later stages of the crop (30 to 45 DAG). It can considerably reduce the pest population in first as well as subsequent generations and keep it below economic threshold levels.

Acknowledgements

We gratefully acknowledge the guidelines, support and facilities provided by Head, Department of Entomology, CCS Haryana Agricultural University, Hisar and Regional Director, CCS Haryana Agricultural University Regional Research Station, Karnal.

Conflict of Interest

The authors declare that they have no conflict of interest.

Author Contribution Statement

GS, MSJ and TV designed the experiment; GS conducted the experimental work and data analysis; GS wrote the manuscript; MSJ and TV provided the feedback on initial drafts and all the authors revised it.

References

- Nag O S, World leaders in corn (maize) production by country, <http://www.worldatlas.com/articles/world-leaders-in-corn-maize-production-by-country.html>, (2017)
- Faostat Statistical databases, Food and Agriculture Organization of the United Nations, <http://www.fao.org/aostat/en/?#data>, (2018).
- Indiastat, Season-wise Area, Production and Productivity of Maize in India – 3rd advance estimate, <https://www.indiastat.com/table/agriculture/2/maize/17199/7269/data.aspx>, (2018).
- Arabjafari K H & Jalali S K, Identification and analysis of host plant resistance in leading maize genotypes against spotted stem borer, *Chilo partellus* (Swinhoe) (Lepidoptera: Pyralidae), *Pak. J Biol Sci*, 10 (11) (2007) 1885-1895.
- Tamiru A, Getu E, Jembere B & Bruce T, Effect of temperature and relative humidity on the development and fecundity of *Chilo partellus* (Swinhoe) (Lepidoptera: Crambidae), *Bull Entomol Res*, 102 (1) (2012) 9-15.
- Sylvain N M, Manyangirirwa W, Tuarira M & Onesime M K, Effect of the Lepidoptera stem borers, *Busseola fusca* (Fuller) and *Chilo partellus* (Swinhoe) on green leafies production, *Int J Inn Res, Dev*, 4 (10) (2015) 366-374.
- Assefa Y, Conlong DE, Van den Berg J & Mitchell A, Distribution of sugarcane stem borers and their natural enemies in small-scale farmers' fields, adjacent margins and wetlands of Ethiopia, *Int J Pest Manag*, 56 (3) (2010) 233-241.
- Harris K, Bio-ecology of *Chilo* species, *Int J Trop Insect Sci*, 11 (1990) 467-477.
- Kumar V & Kanta U, Effectiveness of *Trichogramma chilonis* Ishii in the suppression of *Chilo partellus* (Swinhoe) in summer maize, *J Biol Control*, 25 (2011) 92-97.
- Singh G, Jaglan M S & Verma T, Management of maize stem borer, *Chilo partellus* (Swinhoe) in Kharif maize with cowpea intercropping, *J Entomol Zool Stud*, 6 (3) (2018) 1791-1794.
- Singh G, Jaglan M S, Verma T & Khokhar S, Influence of prevailing weather parameters on population dynamics of spotted stem borer, *Chilo partellus* (Swinhoe) and its natural enemies on maize in Haryana, *J Agrometeorol*, 22 (3) (2020) 295-304.
- Panwar V P S, Mukherjee B K & Ahuja V P, Maize inbreds resistant to tissue borer, *Chilo partellus* and *Atherigona* spp, *Indian J Genet Plant Breed*, 60 (2000) 71-75.
- Kumar R, Shera P S, Sharma S & Sangha K S, Standardization of release rate of *Trichogramma chilonis* (Ishii) in bio-intensive management of *Chilo partellus* (Swinhoe) in fodder maize, *J Biol Control*, 31 (4) (2017) 254-258.
- Bueno R, Bueno A D, Parra J R P, Vieira S S & de Oliveira L J, Biological characteristics and parasitism capacity of *Trichogramma pretiosum* Riley (Hymenoptera, Trichogrammatidae) on eggs of *Spodoptera frugiperda* (J. E. Smith) (Lepidoptera, Noctuidae), *Rev Bras Entomol*, 54 (2010) 322-327.
- Masry S H & El-Wakeil N, Egg parasitoid production and their role in controlling insect pests. In: *Cottage Industry of Biocontrol Agents and Their Applications*, (Springer, Cham), 2020, 3-47.
- Pizzol J, Pintureau B, Khoualdia O & Desneux N, Temperature-dependent differences in biological traits between two strains of *Trichogramma cacoeciae* (Hymenoptera: Trichogrammatidae), *J Pest Sci*, 83 (2010) 447-452.
- Aggarwal N & Jindal J, Validation of bio-control technology for suppression of *Chilo partellus* (Swinhoe) on Kharif maize in Punjab, *J Biol Control*, 27 (4) (2013) 278-284.
- Jalali S K & Singh S P, Determination of release rates of natural enemies for evolving bio-intensive management of *Chilo partellus* (Swinhoe) (Lepidoptera: Pyralidae), *Shashpa*, 10 (2) (2003) 151-154.
- Kumar V & Kanta U, Effectiveness of *Trichogramma chilonis* Ishii in the suppression of *Chilo partellus* (Swinhoe) in summer maize, *J Biological Control*, 25 (2011) 92-97.
- Riyaz-u-Din M, *Studies on natural parasitism in maize stalk borer, Chilo partellus (Swinhoe) (Lepidoptera: Pyralidae) in Kashmir*, (MSc Thesis, SKUAST, Kashmir, India), 2009.
- Reddy M L, Evaluation of maize germplasm to identify resistant source to *Chilo partellus*. *J Res. ANGRAU*, 31 (3) (2003) 100-102.
- R Core Team, R: A language and environment for statistical computing. R Foundation for Statistical Computing, Vienna, Austria, <https://www.R-project.org/>, (2017).

- 23 Gomez K A & Gomez A A, *Statistical procedures for agricultural research*, 2nd edition, (John Wiley and Sons Inc, New York, USA), 1984, p. 704.
- 24 Rawat U S, Pawar A D & Joshi V, Impact of inundative releases of *Trichogramma chilonis* Ishii in the control of maize stem borer, *Chilo partellus* (Swinhoe) in Himachal Pradesh. *Plant Prot. Bull*, 46 (1994) 28–30.
- 25 Gonçalves M L, A broca do milho, *Chilo partellus* (Swinhoe) (Lepidoptera:Crambidae) em Moçambique. Contribuição para o seu estudo, *Agron Mocambicana*, 4 (1970) 239–246.
- 26 Berger A, Biological control of the spotted stalk borer, *Chilo partellus* (Swinhoe) in maize by using the bacteria *Bacillus thuringiensis*, *Annual report 1979/ 1980*, (Project UNDP/FAO MOZ/75/009, India), (1981) 19.
- 27 Kanta U, Kaur S, Singh D P & Brar K S, Bio-suppression of *Chilo partellus* with *Trichogramma chilonis* on Kharif maize, *J Insect Sci*, 21 (1) (2008) 87-89.
- 28 Halagatti V, *Selection of species and number of releases of Trichogramma for suppression of major pests of cabbage, tomato and maize*, (MSc Agriculture, University of Agriculture Sciences, Bangalore), 2012.
- 29 Chaudhary N, Saharawat Y S & Kumar P, IPM: A technology to conserve biological control agents in maize, *Indian J Entomol*, 74 (4) (2012) 348–351.
- 30 Shera P S, Sharma S, Jindal J, Bons M, Singh G, *et al.*, On-farm impact of egg parasitoid, *Trichogramma chilonis* against maize stem borer, *Chilo partellus* in Punjab, *Indian J Agric Sci*, 87 (10) (2017) 1412-1415.